

INGLISKEELSESED POSTRID



KOHAPEAL ÜLE 40 000 ERINEVA VÕÕRKEELSE TIITLI. VÕIMALUS TELLIDA KÕIKIDE INGLISE, AMEERIKA, AUSTRALIA, KANADA, SAKSA, PRANTSUSE, AUSTRIA, HISPAANIA, ITAALIA JA LADINA-AMEERIKA KIRJASTUSTE RAAMATUID.

Küsimused ja tellimused:
kliendiabi@allecto.ee
myyk@allecto.ee

fax: +372 627 7333
tel. +372 627 7230
tel. +372 627 7234

Allecto AS, Juhkentali 8,
Tallinn 10132
E-R 9.00-18.00, L 11.00-16.00



AJALUGU	3-14
ALGÕPETUS	15-21
GEOGRAAFIA	22-32
ARVUTIÕPETUS	33-38
INFO- JA SIDETEHNOLOOGIA	39-50
INGLISE KEEL	51-68
INGLISE KIRJANDUS	69-72
HISPAANIA KEEL	73-74
PRANTSUSE KEEL	75-78
SAKSA KEEL	79-80
INIMESEÕPETUS	81-90
KEHALINE KASVATUS	91-104
KUNSTIÕPETUS	105-115
LOODUSTEADUSED	116-133
KÕRGEM MATEMAATIKA	134-136
MATEMAATIKA	137-154
MOTIVATSIOON	155-156
MUUSIKAÕPETUS	157-165
NÄITEKUNST	166-172
PEREKONNAÕPETUS	173-175
PSÜHHOLOOGIA	176-180
SOTSIOLOOGIA	181-185
TANTSUÕPE	186-187
TEHNOLOOGIA JA DISAIN	188-195
USUNDIÕPETUS	196-211
ÄRIÕPETUS	212-219
ÜLDOSKUSED	220-222

Daydream Education valikusse kuulub enam kui 800 värvikirevat ja õpetlikku postrit A1 (594 x 841 mm) suuruses.

Vajalik info on jagatud visuaalselt kergestihaaratavateks infoväljadeks, mis hõlbustavad arusaamist ning teema kiiret kordamist.

Valikus leidub postreid erinevas vanuses, tasemel ning erinevate õpivajadustega õpiliste jaoks.

Postrid on saadaval nii paberplakati kui lamineeritud plakatitena.



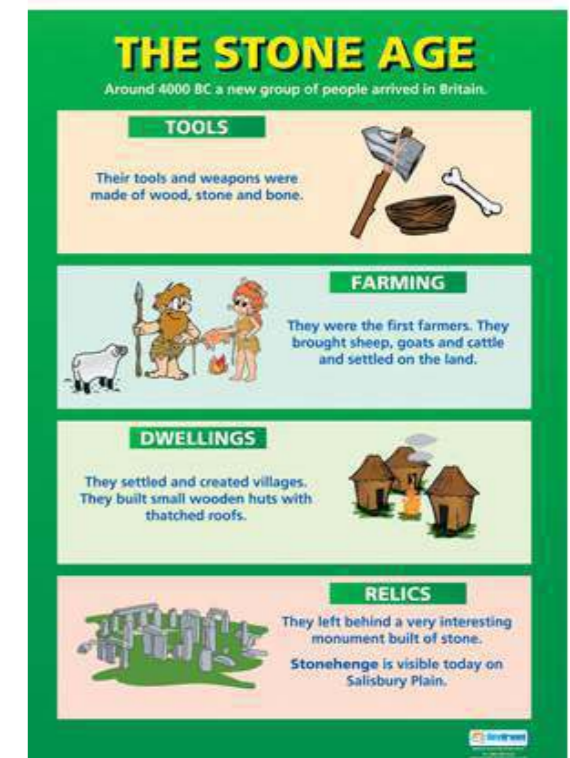
Chronology

paberplakat HI001
lamineeritud HI001L



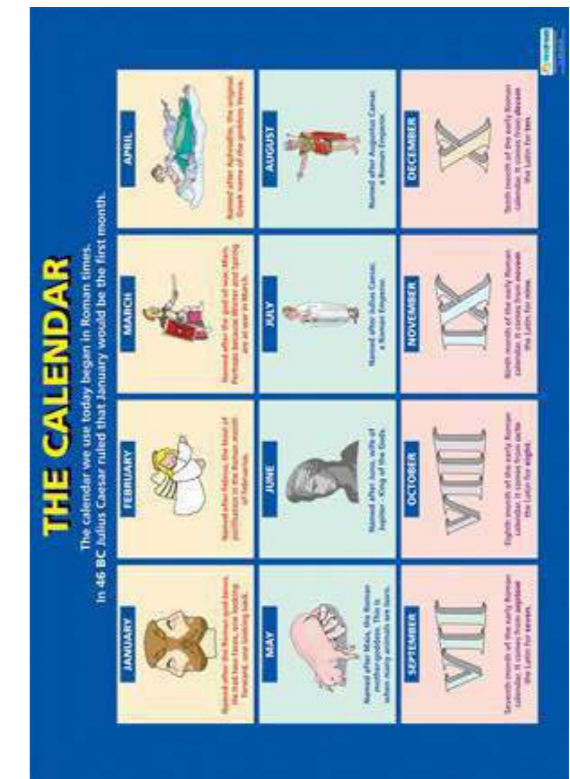
The Iron Age

paberplakat HI003
lamineeritud HI003L



The Stone Age

paberplakat HI002
lamineeritud HI002L



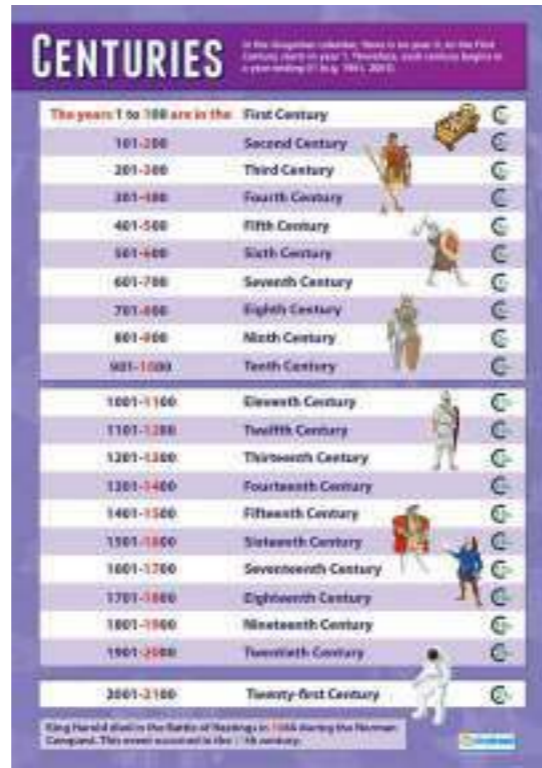
The Calendar

paberplakat HI004
lamineeritud HI004L



A Time Line

paberplakat HI005
lamineeritud HI005L



Centuries

paberplakat HI006
lamineeritud HI006L

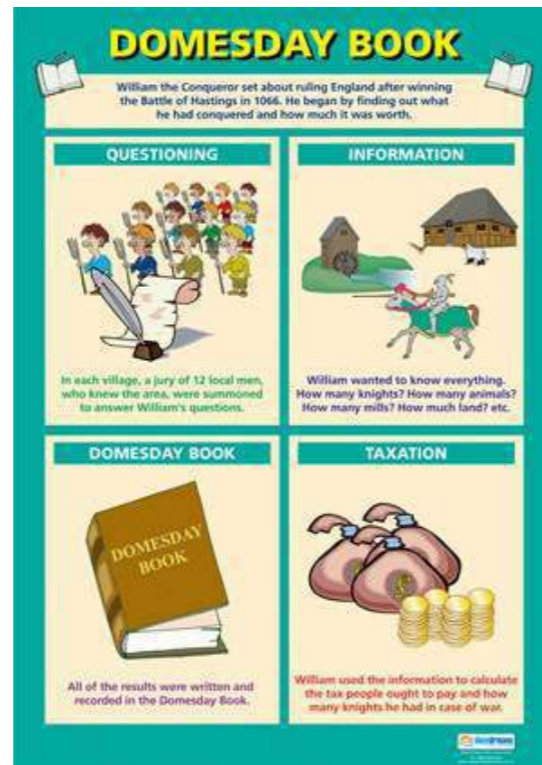


Castles

paberplakat HI009
lamineeritud HI009L

Attacking Castles

paberplakat HI010
lamineeritud HI010L



Doomsday Book

paberplakat HI008
lamineeritud HI008L



The Feudal System

paberplakat HI011
lamineeritud HI011L

Law and Order

paberplakat HI012
lamineeritud HI012L

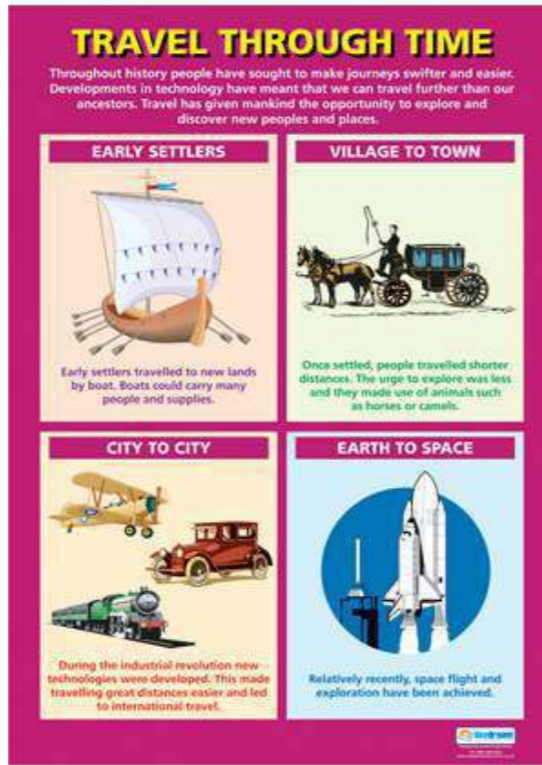
Invaders

paberplakat HI007
lamineeritud HI007L




Religion

paberplakat HI013
lamineeritud HI013L




Travel Through Time

paberplakat HI014
lamineeritud HI014L



Physical Evidence

paberplakat HI017
lamineeritud HI017L



Visual Evidence

paberplakat HI018
lamineeritud HI018L



Types of Evidence

paberplakat HI015
lamineeritud HI015L



Oral Evidence

paberplakat HI016
lamineeritud HI016L

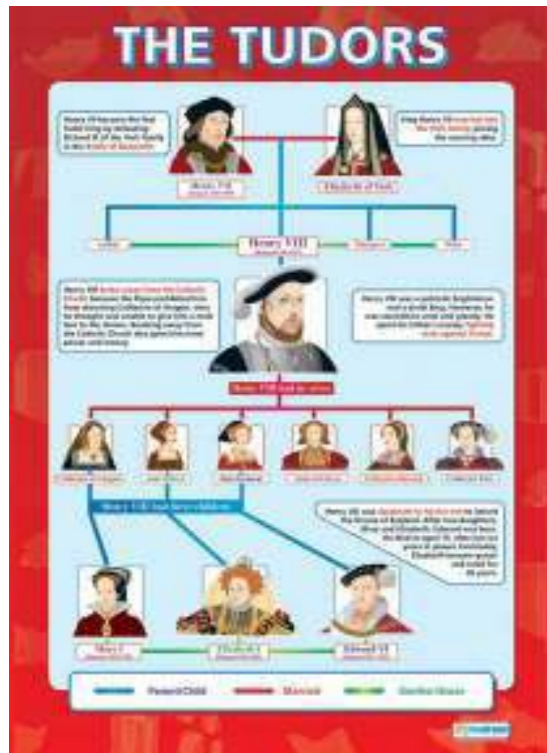


Written Evidence

paberplakat HI019
lamineeritud HI019L

The Wars of the Roses

paberplakat HI020
lamineeritud HI020L



The Tudors

paberplakat HI021
lamineeritud HI021L



The Six Wives of Henry VIII

paberplakat HI022
lamineeritud HI022L



The Romans

paberplakat HI025
lamineeritud HI025L



Norman Conquest

paberplakat HI026
lamineeritud HI026L

Henry VIII and the Church

paberplakat HI023
lamineeritud HI023L

Tudors and the Church

paberplakat HI024
lamineeritud HI024L




Black Death

paberplakat HI027
lamineeritud HI027L



The Great Fire of London

paberplakat HI028
lamineeritud HI028L




Industrial Britain

paberplakat HI029
lamineeritud HI029L



British Home Front

paberplakat HI031
lamineeritud HI031L



Trench Warfare

paberplakat HI030
lamineeritud HI030L



The Origin of the First World War

paberplakat HI033
lamineeritud HI033L




The Treaty of Versailles

paberplakat HI034
lamineeritud HI034L



The Holocaust

paberplakat HI032
lamineeritud HI032L




The League of Nations

paberplakat HI035
lamineeritud HI035L



Hitler's Rise to Power

paberplakat HI036
lamineeritud HI036L



Hitler's Consolidation of Power

paberplakat HI037
lamineeritud HI037L



The Russian Revolutions

paberplakat HI039
lamineeritud HI039L



The Russian Civil War

paberplakat HI038
lamineeritud HI038L



Key Events of the Cold War

paberplakat HI041
lamineeritud HI041L




The Roaring 20s

paberplakat HI042
lamineeritud HI042L



Stalin

paberplakat HI040
lamineeritud HI040L



The Great Depression

paberplakat HI043
lamineeritud HI043L



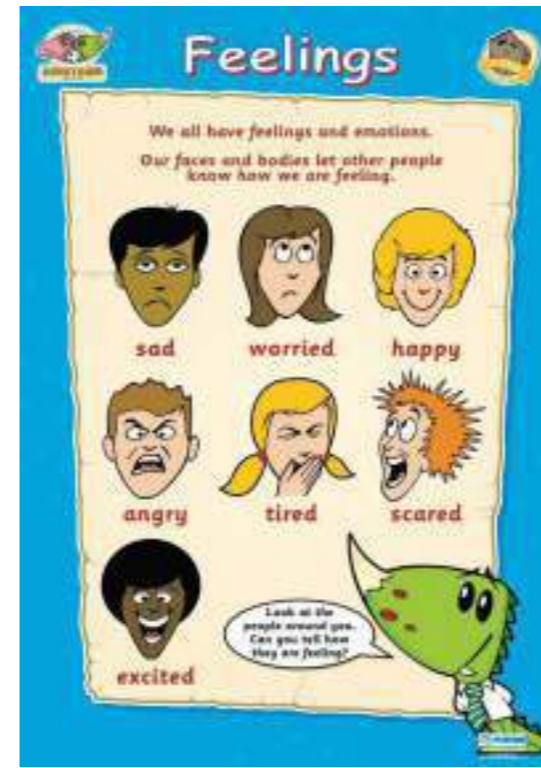
African-American Civil Rights: Key Events

paberplakat HI044
lamineeritud HI044L



African- American Civil Rights: Key Figures

paberplakat HI045
lamineeritud HI045L



Feelings

paberplakat DIN001




Clues About the Past

paberplakat DIN002



Mixing Colours

paberplakat DIN003



A Computer Keyboard

paberplakat DIN004



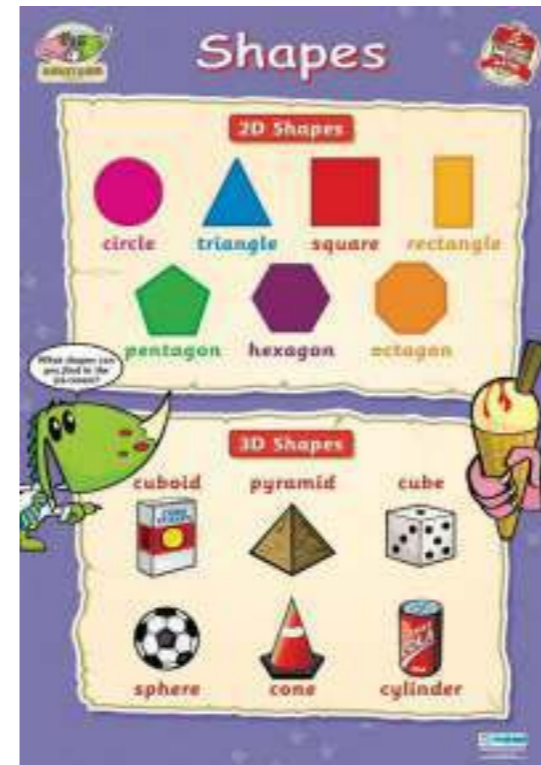
Numbers

paberplakat DIN005



100 Square

paberplakat DIN006



Shapes

paberplakat DIN009



Telling the Time

paberplakat DIN010



Maths Signs

paberplakat DIN007



Measurement

paberplakat DIN008



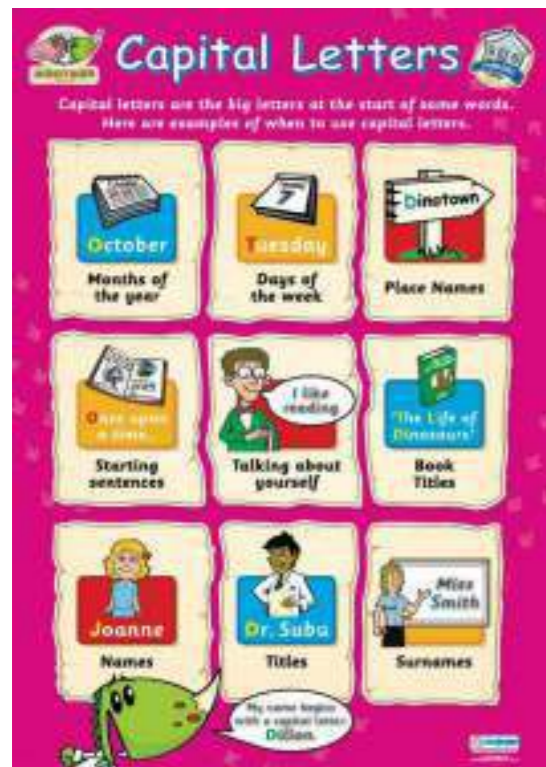
Days of the Week

paberplakat DIN011




The Alphabet

paberplakat DIN012



Capital Letters

paberplakat DIN013



Question Words

paberplakat DIN015




Sentences

paberplakat DIN014



Scientific Investigation

paberplakat DIN017




The Human Body

paberplakat DIN018



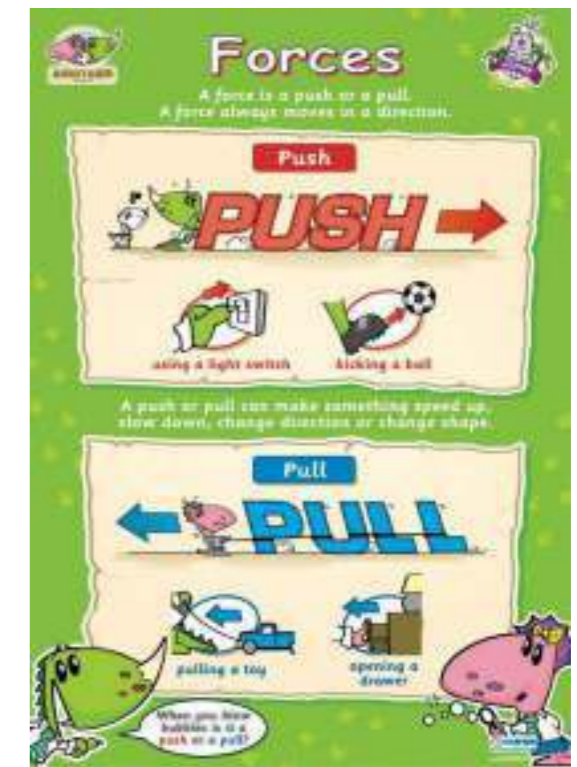
Book Covers

paberplakat DIN016



Plants

paberplakat DIN019



Forces

paberplakat DIN020



Day and Night

paberplakat

DIN021



The Four Seasons

paberplakat

DIN022



Exercise

paberplakat

DIN025



The United Kingdom

paberplakat

DIN023



Musical Instruments


paberplakat

DIN024




Measuring Weather

paberplakat GE001
lamineeritud GE001L



Biomes

paberplakat GE003
lamineeritud GE003L



The Hydrological Cycle

paberplakat GE002
lamineeritud GE002L



Climate

paberplakat GE004
lamineeritud GE004L

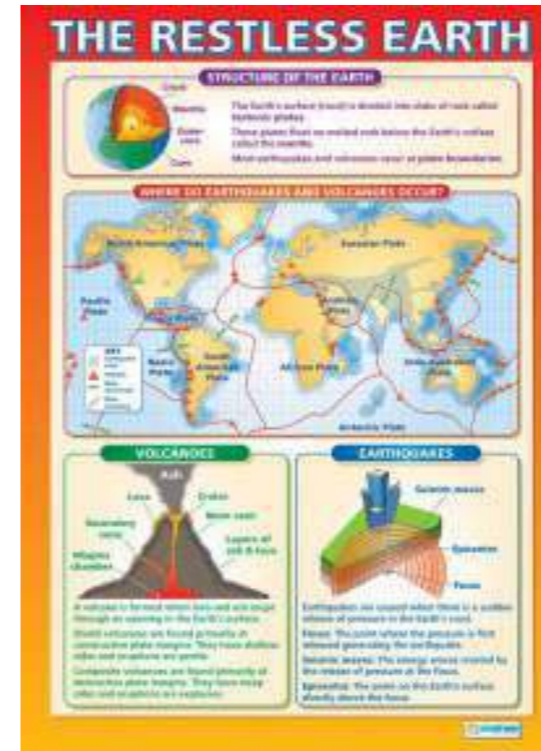


Coastal Protection

paberplakat GE006
lamineeritud GE006L

Waves

paberplakat GE005
lamineeritud GE005L



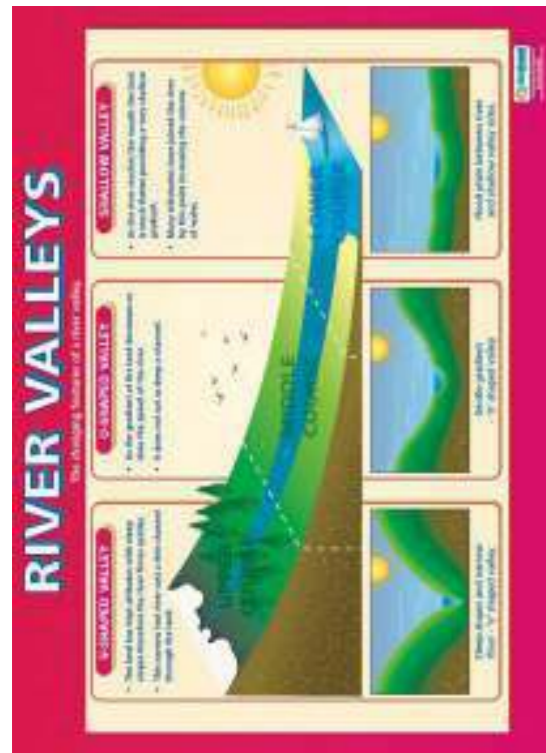
The Restless Earth

paberplakat GE007
lamineeritud GE007L



Volcanoes

paberplakat GE008
lamineeritud GE008L



River Valleys

paberplakat GE009
lamineeritud GE009L



Energy

paberplakat GE011
lamineeritud GE011L




Brazil: The Amazon Rainforest

paberplakat GE010
lamineeritud GE010L



Pollution

paberplakat GE012
lamineeritud GE012L



Population Distribution

paberplakat GE013
lamineeritud GE013L



Development

paberplakat GE015
lamineeritud GE015L



Settlements

paberplakat GE014
lamineeritud GE014L



Tourism

paberplakat GE016
lamineeritud GE016L



Geographical Enquiry

paberplakat GE021
lamineeritud GE021L



Map Symbols

paberplakat GE023
lamineeritud GE023L



Planning a Route

paberplakat GE022
lamineeritud GE022L



Mapping Skills

paberplakat GE024
lamineeritud GE024L



Longitude & Latitude

paberplakat GE025
lamineeritud GE025L



Four Seasons

paberplakat GE027
lamineeritud GE027L

The British Isles

paberplakat GE026
lamineeritud GE026L



Extreme Weather

paberplakat GE028
lamineeritud GE028L



The Sahara Desert

paberplakat GE029
lamineeritud GE029L



Oceans Of The World

paberplakat GE031
lamineeritud GE031L



The Greenhouse Effect

paberplakat GE030
lamineeritud GE030L




Describing Countries

paberplakat GE032
lamineeritud GE032L



Your Local Area

paberplakat GE033
lamineeritud GE033L




Europe

paberplakat GE035
lamineeritud GE035L



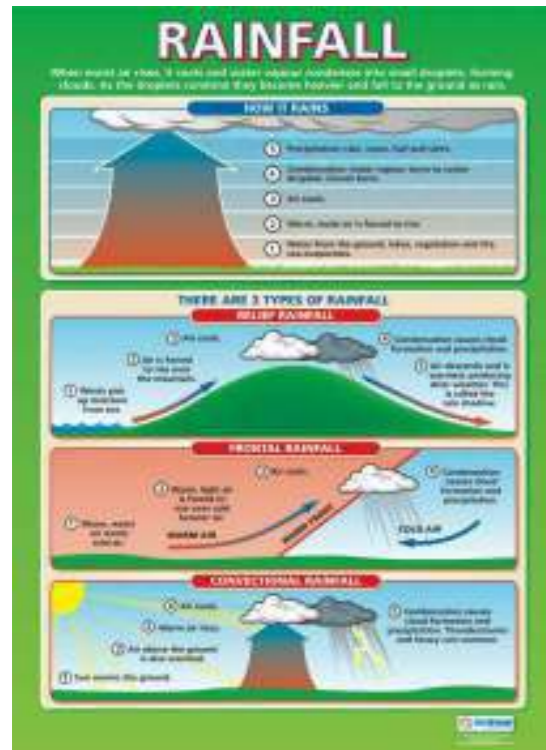
United Kingdom

paberplakat GE034
lamineeritud GE034L



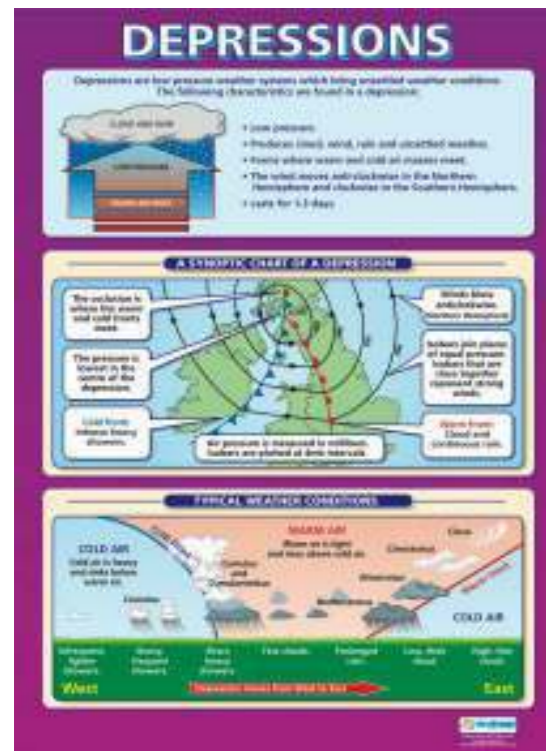
The World

paberplakat GE036
lamineeritud GE036L



Rainfall

paberplakat GE037
lamineeritud GE037L



Depressions

paberplakat GE039
lamineeritud GE039L



Anticyclones

paberplakat GE038
lamineeritud GE038L

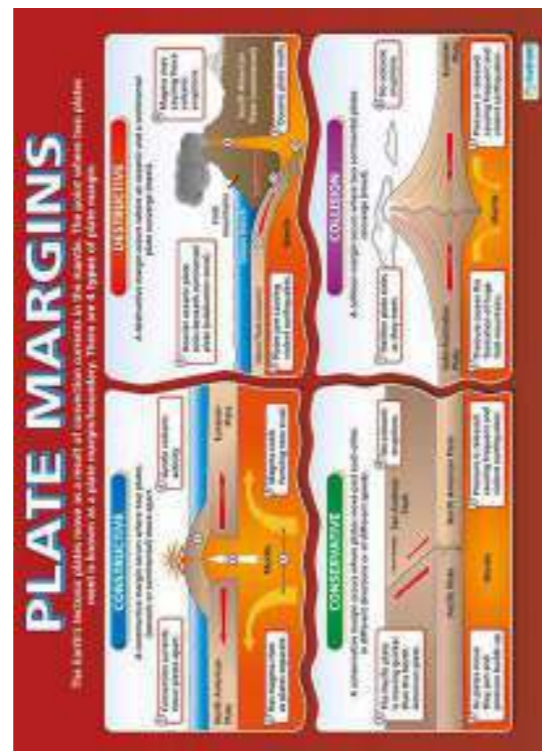


Plate Margins

paberplakat GE040
lamineeritud GE040L



River Landforms

paberplakat GE041
lamineeritud GE041L



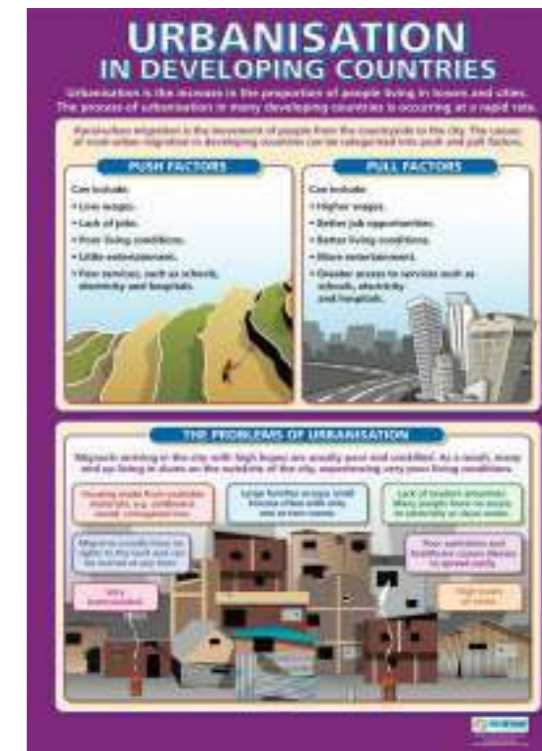
Sustainable Development

paberplakat GE043
lamineeritud GE043L



River Basins

paberplakat GE042
lamineeritud GE042L



Urbanisation in Development Countries

paberplakat GE044
lamineeritud GE044L



Counter urbanisation in Development

paberplakat GE045
lamineeritud GE045L



What is Computer Science?

paberplakat CS001
lamineeritud CS001L



Programming Languages

paberplakat CS003
lamineeritud CS003L



Computer Science Careers

paberplakat CS002
lamineeritud CS002L



Constants and Variables

paberplakat CS004
lamineeritud CS004L




Data Types

paberplakat CS005
lamineeritud CS005L



Binary and Denary Numbers

paberplakat CS007
lamineeritud CS007L



Data Structures

paberplakat CS006
lamineeritud CS006L



Hexadecimal Numbers

paberplakat CS008
lamineeritud CS008L



The System Unit

paberplakat CS009
lamineeritud CS009L



Central Processing Unit

paberplakat CS011
lamineeritud CS011L



Peripherals

paberplakat CS010
lamineeritud CS010L



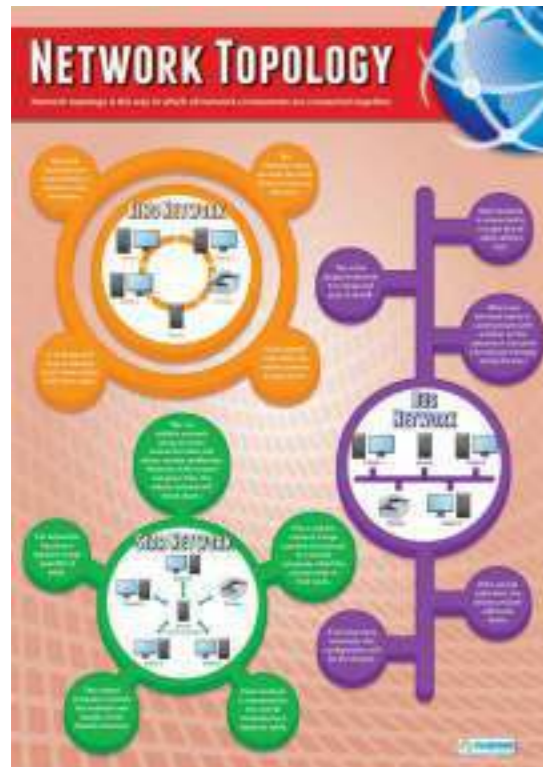
Memory

paberplakat CS012
lamineeritud CS012L



Secondary Storage

paberplakat CS013
lamineeritud CS013L




Network Topology

paberplakat CS015
lamineeritud CS015L



Networks

paberplakat CS014
lamineeritud CS014L



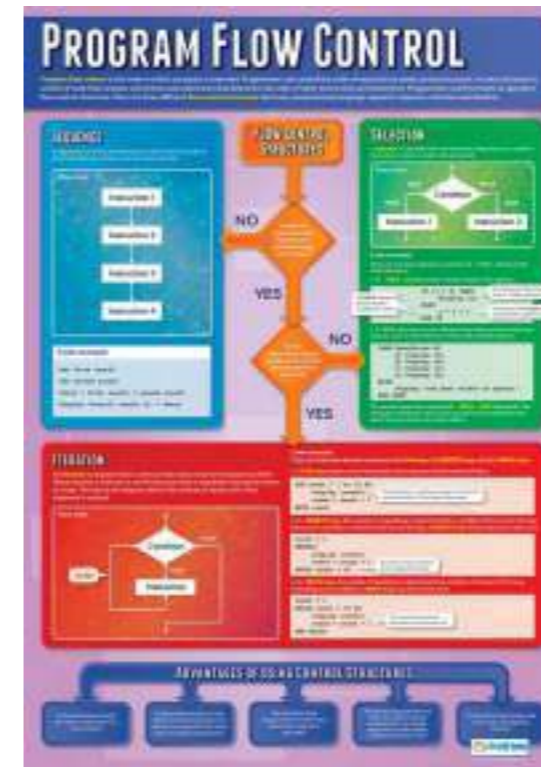
Software Development Life Cycle

paberplakat CS016
lamineeritud CS016L



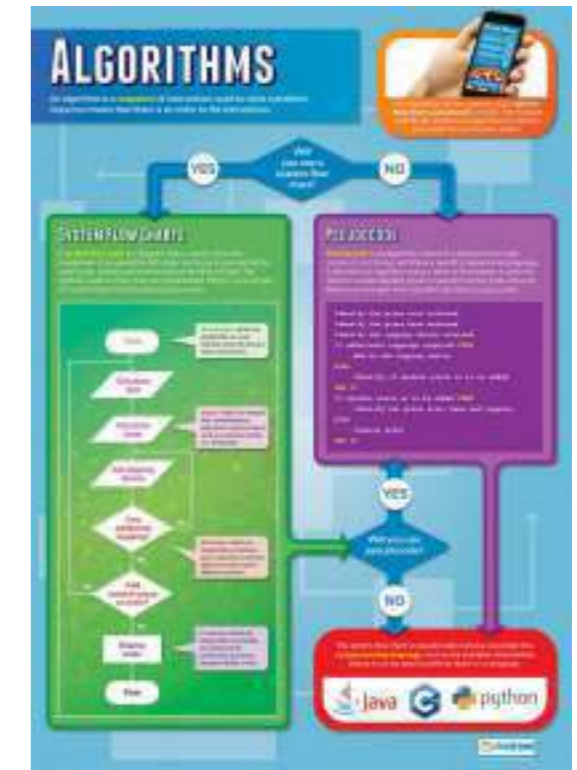
Prototyping

paberplakat CS017
lamineeritud CS017L



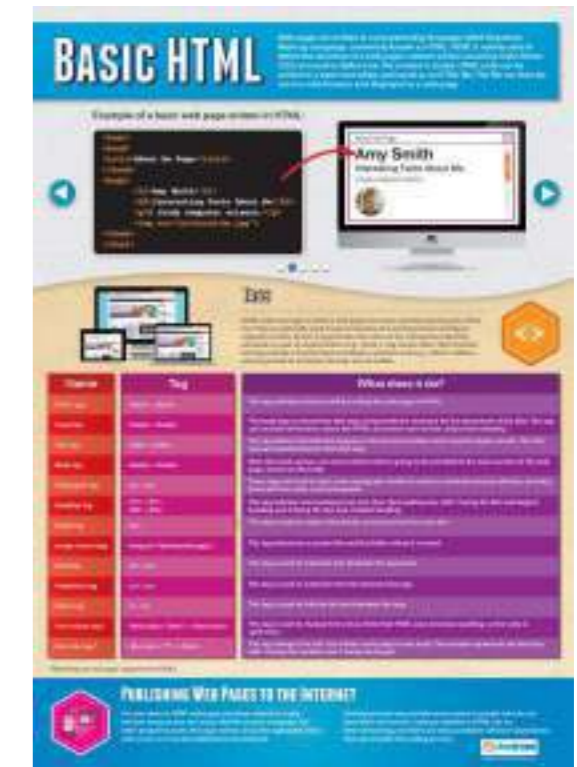
Program Flow Control

paberplakat CS019
lamineeritud CS019L




Algorithms

paberplakat CS018
lamineeritud CS018L




Basic HTML

paberplakat CS020
lamineeritud CS020L




Query Methods

paberplakat CS021
lamineeritud CS021L



Error Handling

paberplakat CS023
lamineeritud CS023L



Procedures and Functions

paberplakat CS022
lamineeritud CS022L



What is I.C.T?

paberplakat ICT001
lamineeritud ICT001L



Computer Jargon

paberplakat ICT003
lamineeritud ICT003L



A Computer System

paberplakat ICT002
lamineeritud ICT002L



Storing Data

paberplakat ICT004
lamineeritud ICT004L



Hardware

paberplakat ICT005
lamineeritud ICT005L



What Goes Where?

paberplakat ICT006
lamineeritud ICT006L



Using a Keyboard

paberplakat ICT009
lamineeritud ICT009L



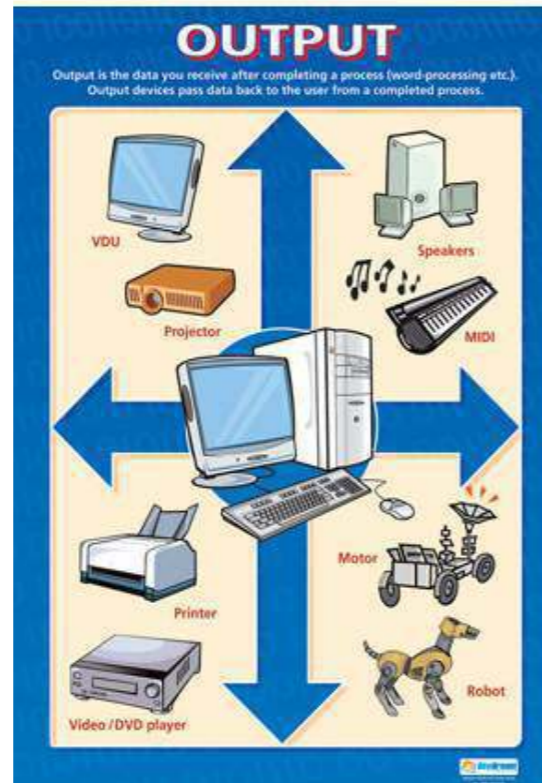
A Laptop Computer

paberplakat ICT010
lamineeritud ICT010L



Input

paberplakat ICT007
lamineeritud ICT007L



Output

paberplakat ICT008
lamineeritud ICT008L



Computer Uses

paberplakat ICT011
lamineeritud ICT011L



Software

paberplakat ICT012
lamineeritud ICT012L

GRAPHICS SOFTWARE

Graphics software is used to create or manipulate images. Computer graphics usually come in two formats: Bitmapped and Vector.

USES

- To create drawings and diagrams.
- To manipulate existing images.
- For special effects for films.
- For animation.
- To create visuals for websites.

TOOLS

- Graphics programs use tools to create images.
- Tools are usually selected from an on-screen toolbox or palette.
- Tools include: zoom, colour swatches, paintbrushes, airbrushes, text, shapes and effects filters...

BITMAPS

- Images are represented as a sequence of dots called pixels.
- Each dot is stored separately and uses a lot of memory.
- Bitmapped files can be used in most programs.
- Image loses quality when enlarged.

VECTORS

- Images are stored as a sequence of instructions.
- Images can be reduced or enlarged without losing quality.
- Files do not use a lot of memory.
- Not all software is compatible with vector-based images.

Graphic Software

paberplakat ICT013
lamineeritud ICT013L

WORD-PROCESSING

A word-processing program assists you in writing letters, stories and many other kinds of text. Below are some of the many features of a word-processing program.

TOOL BAR

Save, Undo, Redo, Bold, Italic, Underline, Paragraph, Styles, Font Color, Background Color, Bullets, Numbered List, Indent, Decrease Indent, Increase Indent, Spell Check, Grammar, Find, Replace, Print, Page Setup, Print Range, Print Preview, Exit.

LAYOUT

Edit and Amend

- Text can be deleted character by character or by paragraphs.
- Paragraphs can be indented.
- Text can be justified, left-aligned, right-aligned or centred.

Spelling and Grammar

- Check your document for spelling errors.
- Check your document for grammar errors.
- Check your grammar and look up words if necessary.

Font Styles

- Font size (font size 12, font size 14, font size 16, font size 18, font size 20, font size 24, font size 36).
- Font color.
- Background color.
- Text color.
- Text style (bold, italic, underline, strikethrough).
- Text alignment (left, right, center, justified).
- Text orientation (horizontal, vertical).
- Text direction (left-to-right, right-to-left).
- Text language (English, French, German, Italian, Japanese, Korean, Spanish, Swedish, Turkish, Vietnamese, Chinese).

Graphics

Photographs, word art, lines, shapes, arrows and other graphical elements can be added to a document.

Hyperlinks

These automatically connect you to other pages or other documents or to a website on the Internet.

Tables

Tables can be inserted into your document to organize data neatly.

Word-Processing

paberplakat ICT015
lamineeritud ICT015L

DATABASES & SPREADSHEETS

DATABASES

Databases are organized collections of data stored on a computer.

Records

A record lists a row and contains data in each field.

Fields

Fields are the columns in a table. Each field is made up of related characters.

Key Field

The key field is a field in the table that the other fields will relate to.

SPREADSHEETS

Spreadsheet software is used to perform calculations and to model situations.

Formula

The user can create formulas to perform calculations on the data in the spreadsheet.

Cell

Each cell in a spreadsheet is a small box that can contain text, numbers or formulas.

Rows

Rows go horizontally from left to right.

Columns

Columns go vertically from top to bottom.

FUNCTIONS

Sort, Search, Store, Display

Database and Spreadsheet

paberplakat ICT014
lamineeritud ICT014L

FILE EXTENSIONS

The extension is the letters after the last dot of a filename. They tell the computer what kind of file it is.

TEXT AND DATA

- .doc** Word Processing Document
- .docx** Microsoft Word Document
- .rtf** Rich Text Format
- .txt** Plain Text
- .xls** Excel Spreadsheet
- .xlsx** Microsoft Excel Workbook
- .ppt** PowerPoint Presentation
- .csv** Comma Separated Values

AUDIO AND VIDEO

- .mp3** MPEG-3
- .aac** Advanced Audio Coding
- .wma** Windows Media Audio
- .flv** Flash Video
- .mp4** MPEG-4
- .wmv** Windows Media Video

PICTURE

- .gif** Graphics Interchange Format
- .jpg** JPEG
- .png** Portable Network Graphics
- .tif** Tagged Image File Format
- .ai** Adobe Illustrator File
- .psd** Adobe Photoshop File

WEB, EXECUTABLE AND OTHER

- .html** Hypertext Markup Language
- .css** Cascading Style Sheet
- .exe** Windows Executable
- .com** COM Extension
- .zip** Zip
- .pdf** Portable Document Format

File Extensions

paberplakat ICT016
lamineeritud ICT016L

WAYS TO COMMUNICATE

There are many ways in which people can communicate. Here are some of the most popular ways.

ADVANTAGES

- Very little technology required
- Large items can be sent
- People enjoy talking
- Immediate contact
- Send words and pictures
- Hard copy provided
- Quick worldwide delivery
- Send files as attachments
- Use practically anywhere
- Send text messages
- Accessible world wide
- Wide range of information
- Visual and sound
- Saves time and expenses
- Large amounts of data
- TV and best used user

DISADVANTAGES

- Slow
- Can be expensive
- Limited business hours
- Expensive long distance
- Slow for large documents
- Waste paper
- Internet access required
- Not secure and risk of viruses
- Needs regular recharging
- Works about radiation
- Service providers required
- Can be hard to find information
- Initially expensive
- Needs simultaneous meetings
- Expensive to search
- Expensive to access

POST

TELEPHONE

FAX

E-MAIL

MOBILE PHONE

INTERNET

VIDEO CONFERENCING

SATELLITE

Ways to Communicate

paberplakat ICT017
lamineeritud ICT017L

INTERNET USE

To get started using the internet, you will need hardware, software and a connection to an internet service provider.

HARDWARE

To connect to the internet a computer requires a modem. A modem is a 'modulator - demodulator' that converts the computer's digital signals to analogue signals on the phone line. Other hardware can be used to connect to the internet.

- External modem
- WAP
- Digital TV

SOFTWARE

To display web pages internet browser software is needed. A browser converts HTML coding into visual web pages and allows web-based, e-mail accounts to be set up.

- Advertising
- News
- Web space

SERVICE PROVIDER

To connect to the internet you need to sign up with an Internet Service Provider (ISP). Most ISPs provide a number of services.

- e-mail (Can be separate software)
- View interactive sites
- Store favourite sites

Internet Use

paberplakat ICT019
lamineeritud ICT019L

INTERNET FEATURES

Here are just some of the many important features of the internet.

Chat Rooms

- Living chat rooms allow you to communicate with other people in real time.
- They can be used for social networking, support groups, and more.

e-mail

- One of the most important features of the internet is e-mail.
- It's quick, easy and cheap.
- It's also secure and private.

File Transfer

- When a computer sends or receives data, it's called a file transfer.
- Files can be sent to other computers on the internet.
- Files can be sent to other computers on the internet.

Internet

- All the things that you can do on the internet are called internet features.
- They are used for many different things.
- They are used for many different things.

e-commerce

- When a company sells its products online, it's called e-commerce.
- It's a way to buy and sell things on the internet.
- It's a way to buy and sell things on the internet.

Search Engines

- They allow you to find information on the internet.
- They allow you to find information on the internet.

Education

- There are many ways to use the internet for education.
- There are many ways to use the internet for education.

News Groups

- People who have similar interests can talk to each other on the internet.
- They can talk to each other on the internet.

Internet Features

paberplakat ICT018
lamineeritud ICT018L

INTERNET JARGON

The language and terms used on the internet can be confusing. Here are some useful terms and explanations.

MODEM

A computer accessory that converts digital data into analog signals for transmission over a telephone line.

ROUTER

A device that directs traffic from one computer to another. It's used to connect multiple computers to the internet.

ISP

An Internet Service Provider (ISP) is a company that provides internet access to its customers.

BROWSER

A program that allows you to view and interact with web pages. It's used to access the internet.

WEBPAGE

A web page is a document written in HTML that is displayed on the World Wide Web.

WEBSITE

A website is a collection of related web pages and graphics that are identified by a common domain name.

LINK

A website's domain name is the unique address of a website on the internet. It's used to access the website.

HTML

HyperText Markup Language (HTML) is the language used to create web pages.

E-MAIL

Electronic Mail (e-mail) is a method of exchanging digital messages between computers using standardized messaging protocols.

DOWNLOAD

The process of copying a file from the internet to your PC. The source of the download is called the server.

KBPS

kilobits per second (Kbps) is the unit of measurement for data transfer rate.

BOOKMARK

A browser feature that allows you to save the address of your favourite websites for quick access.

SEARCH ENGINE

A search engine is a computer program that searches the World Wide Web for information. It's used to find websites on the internet.

Internet Jargon

paberplakat ICT020
lamineeritud ICT020L



Internet Advantages

paberplakat ICT021
lamineeritud ICT021L



e-commerce

paberplakat ICT023
lamineeritud ICT023L



Internet Disadvantages

paberplakat ICT022
lamineeritud ICT022L



The Data Protection Act

paberplakat ICT024
lamineeritud ICT024L



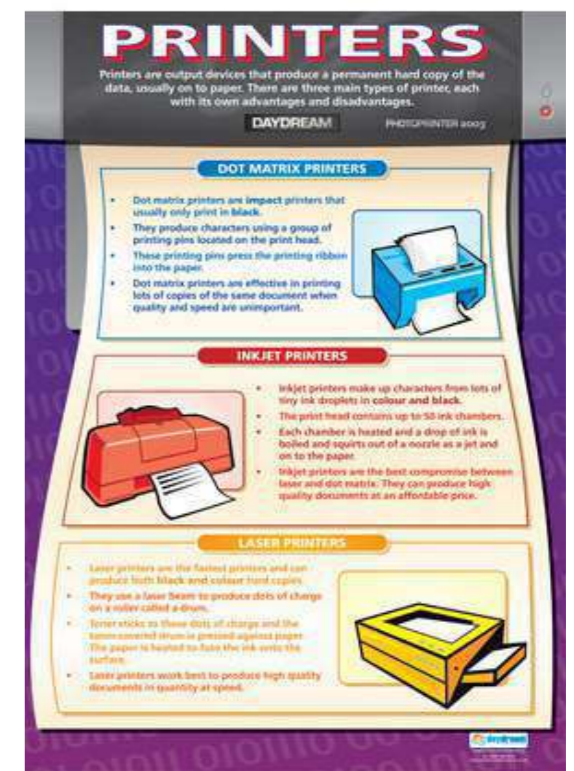
What's What?

paberplakat ICT025
lamineeritud ICT025L



Health and Safety

paberplakat ICT028
lamineeritud ICT028L



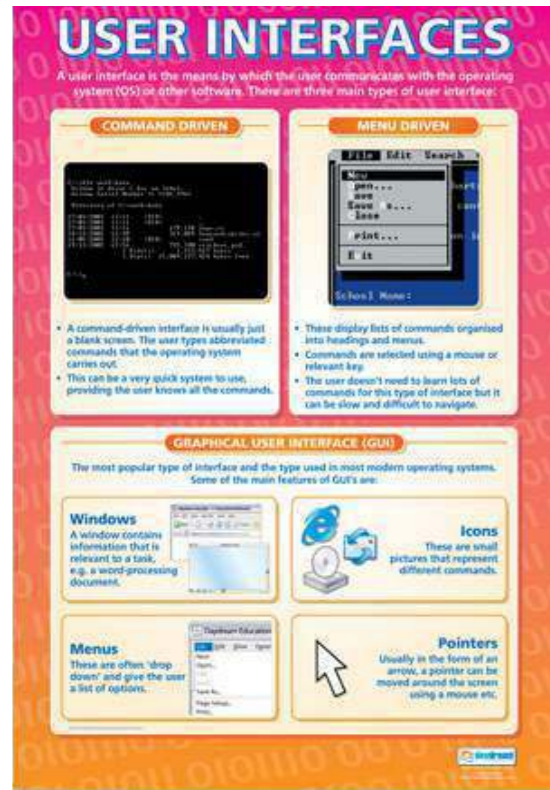
Printers

paberplakat ICT027
lamineeritud ICT027L



Operating Systems

paberplakat ICT029
lamineeritud ICT029L



User Interfaces

paberplakat ICT030
lamineeritud ICT030L



Computer Simulations

paberplakat ICT032
lamineeritud ICT032L



Data Logging

paberplakat ICT031
lamineeritud ICT031L



Sound and Music

paberplakat ICT033
lamineeritud ICT033L



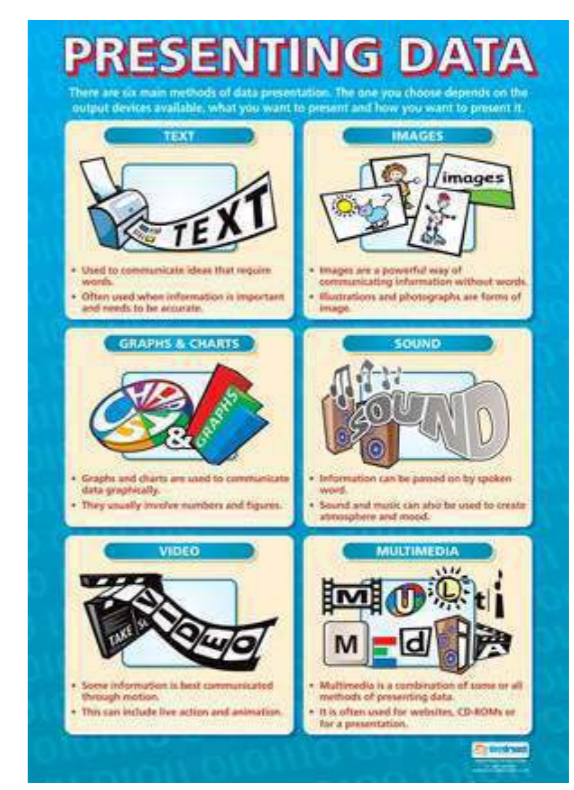
Icons

paberplakat ICT034
lamineeritud ICT034L



Presentations New and Old

paberplakat ICT036
lamineeritud ICT036L




Presenting Data

paberplakat ICT035
lamineeritud ICT035L



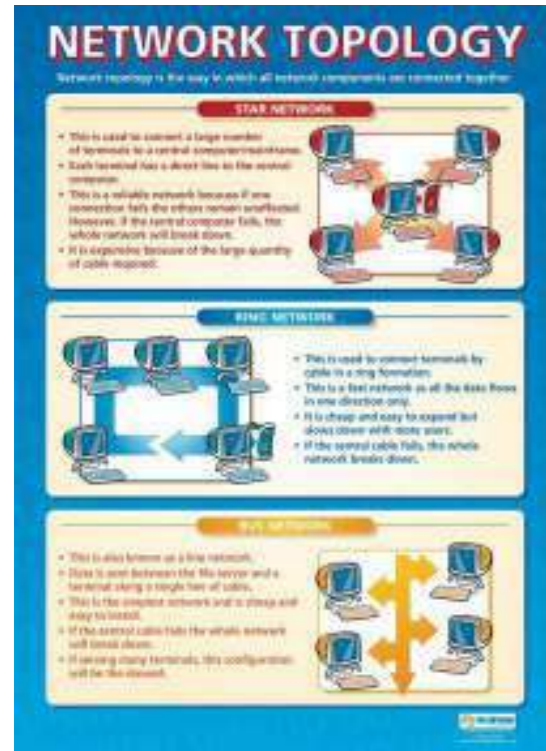
Multimedia Presentations

paberplakat ICT037
lamineeritud ICT037L



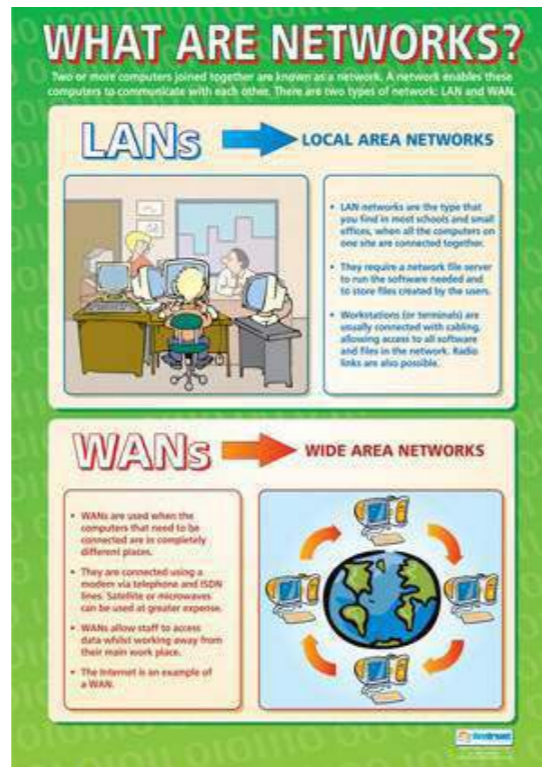
Computers in Society

paberplakat ICT038
lamineeritud ICT038L



Network Topology

paberplakat ICT040
lamineeritud ICT040L



What are Networks?

paberplakat ICT039
lamineeritud ICT039L



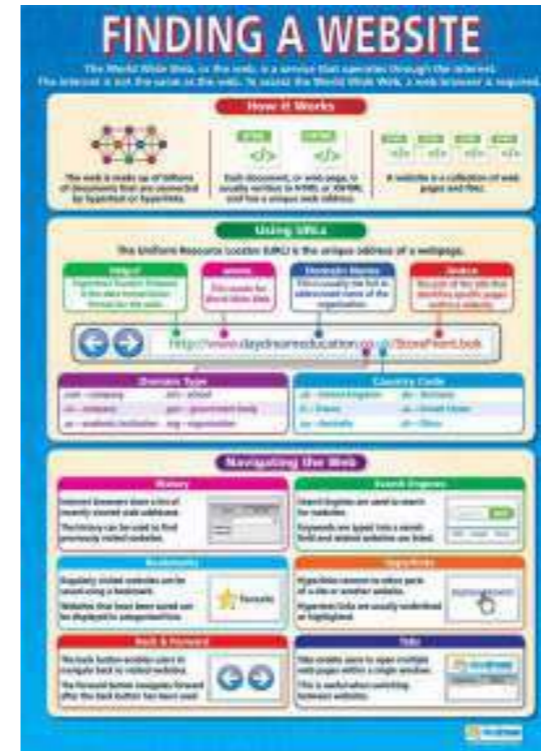
Network Advantages and Disadvantages

paberplakat ICT041
lamineeritud ICT041L



Navigating the Web

paberplakat ICT042
lamineeritud ICT042L



Finding a Website

paberplakat ICT044
lamineeritud ICT044L




e-mail

paberplakat ICT043
lamineeritud ICT043L



Designing a Website

paberplakat ICT045
lamineeritud ICT045L



Branching Databases

paberplakat ICT046
lamineeritud ICT046L



Internet Security

paberplakat ICT048
lamineeritud ICT048L



Systems Analysis

paberplakat ICT047
lamineeritud ICT047L



Computer Misuse Act & Copyright laws

paberplakat ICT049
lamineeritud ICT049L



Adjectives, Verbs & Adverbs

paberplakat EN001
lamineeritud EN001L



Capital Letters

paberplakat EN003
lamineeritud EN003L



Antonyms

paberplakat EN002
lamineeritud EN002L



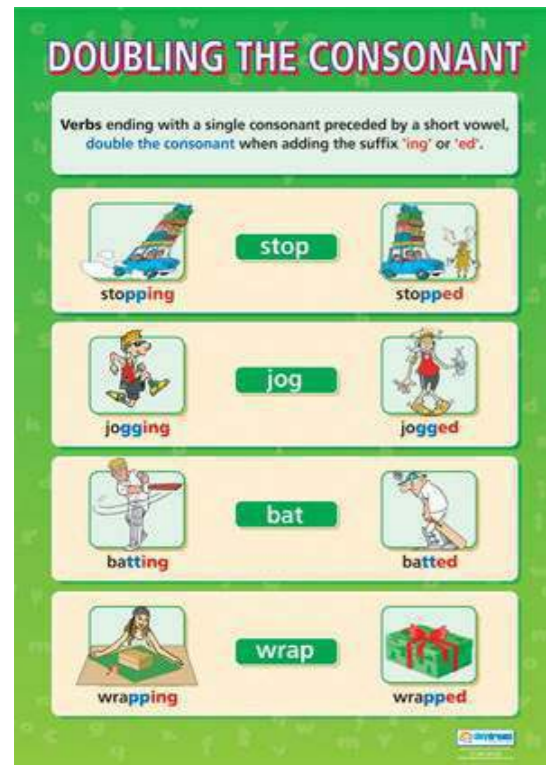
Clichés, Idioms & Proverbs

paberplakat EN004
lamineeritud EN004L



Common Letter Strings

paberplakat EN005
lamineeritud EN005L



Doubling The Consonant

paberplakat EN007
lamineeritud EN007L



Double Meanings

paberplakat EN006
lamineeritud EN006L



Homophones

paberplakat EN009
lamineeritud EN009L



i Before e?

paberplakat EN010
lamineeritud EN010L



Homographs

paberplakat EN008
lamineeritud EN008L



Imagery

paberplakat EN011
lamineeritud EN011L



Nouns

paberplakat EN012
lamineeritud EN012L



Paragrapahs

paberplakat EN013
lamineeritud EN013L



Plurals

paberplakat EN015
lamineeritud EN015L



Phonemes

paberplakat EN014
lamineeritud EN014L




Punctuation

paberplakat EN017
lamineeritud EN017L



Question Sentences

paberplakat EN018
lamineeritud EN018L



Pronouns, Prepositions & Conn

paberplakat EN016
lamineeritud EN016L



Soft C Hard C

paberplakat EN019
lamineeritud EN019L



Soft g Hard g

paberplakat EN020
lamineeritud EN020L



Sentence Rules

paberplakat EN021
lamineeritud EN021L



Sounds of Letters

paberplakat EN023
lamineeritud EN023L



Silent Letters

paberplakat EN022
lamineeritud EN022L



Synonyms

paberplakat EN024
lamineeritud EN024L



The Apostrophe

paberplakat EN025
lamineeritud EN025L



To, Two & Too

paberplakat EN027
lamineeritud EN027L



There, Their & They're

paberplakat EN026
lamineeritud EN026L



Tricky Plurals

paberplakat EN028
lamineeritud EN028L



Types of Sentences

paberplakat EN029
lamineeritud EN029L



Verb Tenses

paberplakat EN031
lamineeritud EN031L



Verbs

paberplakat EN030
lamineeritud EN030L



Vowels and Consonants

paberplakat EN032
lamineeritud EN032L



Word Sounds

paberplakat EN033
lamineeritud EN033L



Prefixes

paberplakat EN035
lamineeritud EN035L



Word Building

paberplakat EN034
lamineeritud EN034L



Common Prefixes 1

paberplakat EN036
lamineeritud EN036L

COMMON PREFIXES 2

<p>bi</p> <p>bi: two or twice</p>  <p>bicycle (two-wheeled cycle)</p>  <p>bisect (to cut in half)</p>	<p>extra/extro</p> <p>extra/extro: beyond or outside</p>  <p>extracurricular (beyond the normal curriculum)</p>  <p>extrovert (outgoing)</p>
<p>pre</p> <p>pre: before, in front</p>  <p>predict (to foresee the future)</p>  <p>prepare (to make ready)</p>	<p>post</p> <p>post: after</p>  <p>postpone (to delay until another time)</p>  <p>postscript (after writing, additional remark)</p>

Common Prefixes 2

paberplakat EN037
lamineeritud EN037L

CONSONANT SUFFIXES

Suffixes are endings to a word that change the base word.

The suffix 'ly' can usually be added without altering the base word.

base word + suffix = new word

weak + ly = weakly

strong + ly = strongly

quick + ly = quickly
slow + ly = slowly

happy + ly = happily

When the suffix 'ly' is added to a word ending in a 'y' the 'y' changes to an 'i' before adding the suffix.

Other suffixes include:
-ful, -ness, -less

Consonant Suffixes

paberplakat EN039
lamineeritud EN039L

SUFFIXES

A suffix is added to the end of a word to change its meaning or the way it is used.

word + suffix = new word

comfort + able = comfortable

danger + ous = dangerous

strength + en = strengthen

tear + ful = tearful

music + al = musical

paint + ing = painting

COMMON SUFFIXES INCLUDE:
able, ible, ary, ery, ly, ous, ment, al, ence, ance, ed, ion, ing, ure.

Suffixes

paberplakat EN038
lamineeritud EN038L

VOWEL SUFFIXES

Suffixes are endings to a word that change the base word.

'al' suffix
person + 'al' = personal

'ist' suffix
balloon + 'ist' = balloonist
The 'ist' suffix usually refers to someone who does something.

'ary' suffix
diction + 'ary' = dictionary

'ic' suffix
history + 'ic' = historic
Base words ending in 'y'.

'ive' suffix
detect + 'ive' = detective

'ible' suffix
horror + 'ible' = horrible
If you drop the suffix 'ible' the base word is often unrecognisable.

'able' suffix
respect + 'able' = respectable

Vowel Suffixes

paberplakat EN040
lamineeritud EN040L

FORMS OF WRITING

DIARIES AND JOURNALS
Diaries and journals are a personal form of writing and can take many forms. They usually contain the date of each entry, and may contain illustrations.

LETTERS
Letters can be informal - such as writing to a friend - or formal - when applying for a job or to complain. The layout depends on your audience (who you are writing to) and purpose (why you are writing).

MAGAZINE ARTICLES
Magazines are usually aimed at people's interests. The articles can be longer, in depth and more visually appealing than in a newspaper, using columns, photographs and graphics.

NEWSPAPER ARTICLES
A very important part of a newspaper article is the layout, using headings, sub headings, columns and perhaps an accompanying photograph.

PROSE
Prose is any piece of sustained writing that is not poetry, such as short stories and novels.

Forms of Writing

paberplakat EN041
lamineeritud EN041L

INFORMAL LETTER

An informal letter is used when writing to a friend or family member. As a result, it can be relaxed, familiar and friendly.

Structure: Date, Dear Sam, Body, Yours, etc.

Opening Paragraph: Includes a greeting and explains why you are writing. Use relaxed and friendly language as you know the person to whom you are writing.

Body Paragraphs: Continue to use friendly, informal language. Adding the subject, questions and encourages a response.

Closing Paragraph: Always close with a friendly message.

Sign-off: Use your name or a nickname. If you are writing to a friend, you can use a nickname.

Checklist: Informal letters are written to friends and family. They are usually written on a piece of paper. They are usually written in a friendly and relaxed style. They are usually written in a personal style. They are usually written in a personal style.

Informal Letter

paberplakat EN043
lamineeritud EN043L

Formal Letter

A formal letter is used when you write to someone you do not know or to whom you do not have a personal relationship.

Structure: Sender's address, Recipient's address, Date, Salutation, Opening paragraph, Main paragraph, Closing paragraph, Sign-off, Envelope.

Opening paragraph: Explain why you are writing and refer to the letter you received.

Main paragraph: Explain what has happened. Use a formal tone. Use a formal tone. Use a formal tone.

Closing paragraph: Explain what you are writing. Use a formal tone. Use a formal tone. Use a formal tone.

Sign-off: Use a formal sign-off. Use a formal sign-off. Use a formal sign-off.

Formal Letter

paberplakat EN042
lamineeritud EN042L

Newspapers

A newspaper is a publication that contains news reports, general information and entertainment. It is published daily or weekly.

Structure: Headlines, Sub-headlines, Text, Photographs, Graphics, Advertisements.

Headlines: A headline is a short sentence that summarizes the main point of an article. It is usually written in a large, bold font.

Sub-headlines: A sub-headline is a short sentence that provides more detail about the article. It is usually written in a smaller font than the headline.

Text: The text of an article is the main body of the article. It is usually written in a clear, concise style.

Photographs: Photographs are used to illustrate the text of an article. They are usually placed at the beginning or end of the article.

Graphics: Graphics are used to make an article more interesting. They can include charts, maps, and diagrams.

Advertisements: Advertisements are short messages that are placed in a newspaper. They are usually written in a persuasive style.

Newspaper Headlines

paberplakat EN044
lamineeritud EN044L



Reading Materials

paberplakat EN045
lamineeritud EN045L



Poem Types

paberplakat EN047
lamineeritud EN047L



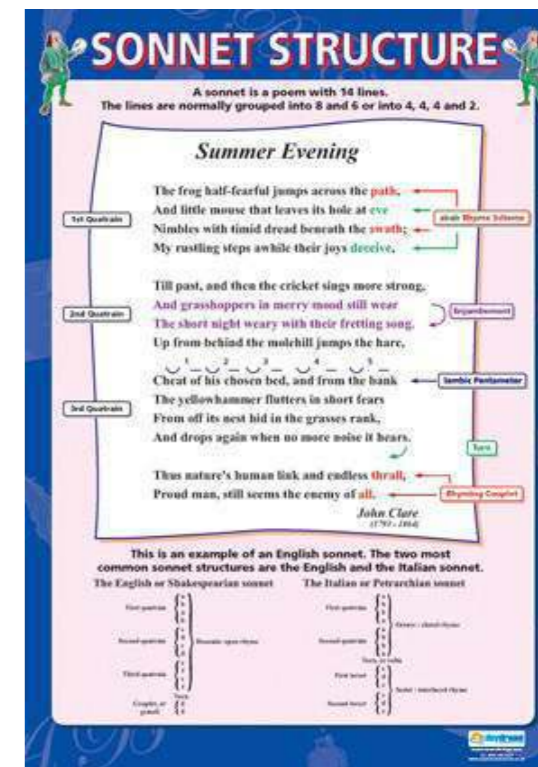
Tabloid and Broadsheet

paberplakat EN046
lamineeritud EN046L



Poetic Structure

paberplakat EN049
lamineeritud EN049L



Sonnet Structure

paberplakat EN050
lamineeritud EN050L



Poetic Terms

paberplakat EN048
lamineeritud EN048L



Persuasive Writing

paberplakat EN051
lamineeritud EN051L



Memorising Quotations

paberplakat EN052
lamineeritud EN052L



Commas
paberplakat EN053
lamineeritud EN053L



Proofreading Checklist
paberplakat EN055
lamineeritud EN055L



Discourse Markers
paberplakat EN054
lamineeritud EN054L



Purpose, Audience, Form
paberplakat EN056
lamineeritud EN056L



Reading Exam Questions
paberplakat EN057
lamineeritud EN057L



Comparing Poems
paberplakat EN059
lamineeritud EN059L



Narrative Perspective
paberplakat EN058
lamineeritud EN058L



Direct Speech
paberplakat EN060
lamineeritud EN060L



Where, Wear, Were & We're

paberplakat EN061
lamineeritud EN061L



Summarising Texts

paberplakat EN063
lamineeritud EN063L



Your and You're

paberplakat EN062
lamineeritud EN062L



Tricky Spellings

paberplakat EN064
lamineeritud EN064L



Review Writing

paberplakat EN065
lamineeritud EN065L



Know, Now and No

paberplakat EN067
lamineeritud EN067L



Essay Writing

paberplakat EN066
lamineeritud EN066L



Narrative Writing

paberplakat EN068
lamineeritud EN068L



Studying Poetry

paberplakat EN069
lamineeritud EN069L



Studying Prose

paberplakat EN070
lamineeritud EN070L



Investigating Literary Text

paberplakat EL001
lamineeritud EL001L



Studying Literature Drama

paberplakat EL002
lamineeritud EL002L



Studying Poetry

paberplakat EL003
lamineeritud EL003L



Studying Prose

paberplakat EL004
lamineeritud EL004L



William Shakespeare

paberplakat EL005
lamineeritud EL005L



Plays of William Shakespeare

paberplakat EL006
lamineeritud EL006L



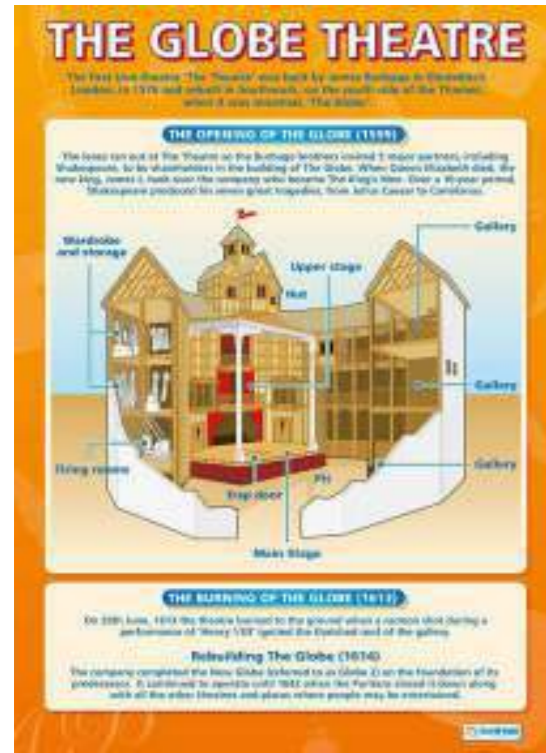
Macbeth Quotations

paberplakat EL009
lamineeritud EL009L



Macbeth Main Characters

paberplakat EL010
lamineeritud EL010L



The Globe

paberplakat EL007
lamineeritud EL007L



Macbeth Plot

paberplakat EL008
lamineeritud EL008L



Romeo & Juliet Plot

paberplakat EL011
lamineeritud EL011L



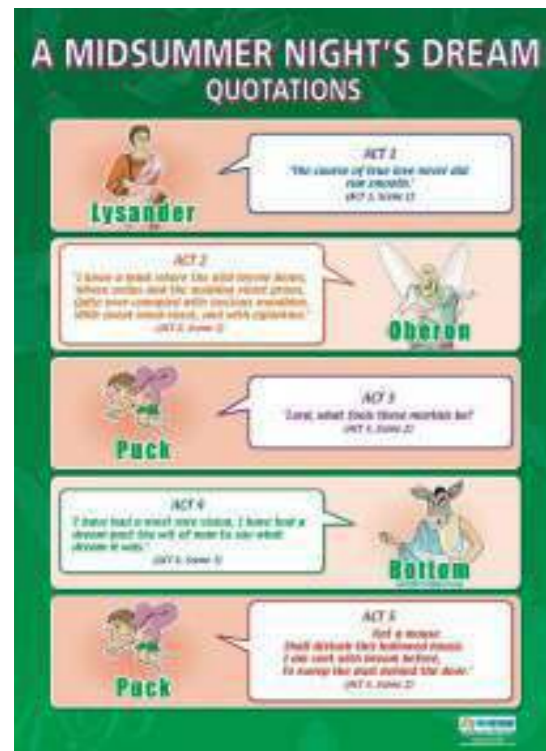
Romeo & Juliet Quotations

paberplakat EL012
lamineeritud EL012L



Romeo & Juliet Main Characters

paberplakat EL013
lamineeritud EL013L



A Midsummer Night's Dream Quote

paberplakat EL015
lamineeritud EL015L



A Midsummer Night's Dream Plot

paberplakat EL014
lamineeritud EL014L



A Midsummer Night's Dream Main

paberplakat EL016
lamineeritud EL016L



Los Números

paberplakat ML021
lamineeritud ML021L



Las Preguntas

paberplakat ML023
lamineeritud ML023L



Los Pronombres

paberplakat ML022
lamineeritud ML022L



Los Nombres

paberplakat ML024
lamineeritud ML024L



El Pretérito Perfecto, el Preterito, el Presente y el Futuro

paberplakat ML025
lamineeritud ML025L



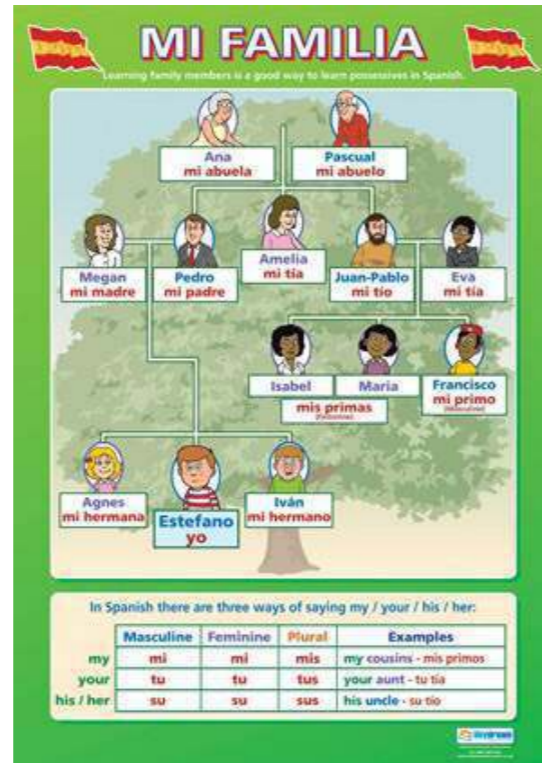
Actividades y Opiniones

paberplakat ML031
lamineeritud ML031L



El Plural

paberplakat ML026
lamineeritud ML026L



Mi Familia

paberplakat ML032
lamineeritud ML032L



L'Alphabet

paberplakat ML001
lamineeritud ML001L



Les Pronoms Personnels

paberplakat ML003
lamineeritud ML003L



Les Nombres

paberplakat ML002
lamineeritud ML002L



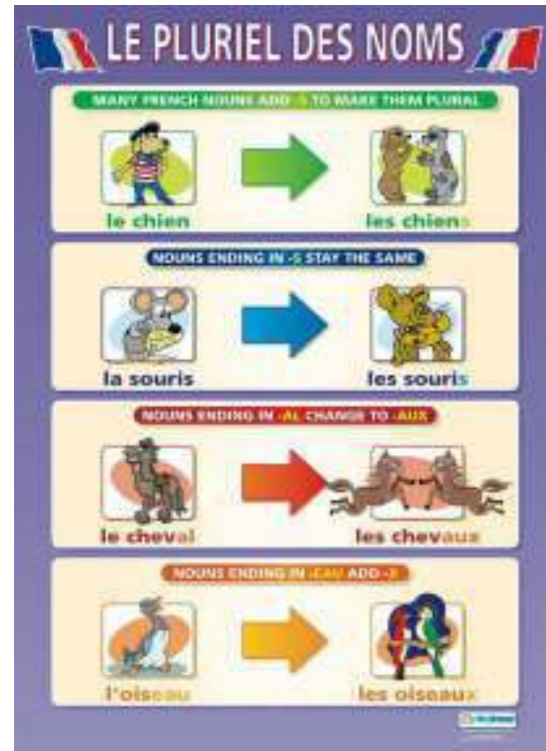
On Pose des Questions

paberplakat ML004
lamineeritud ML004L



Les Adjectifs

paberplakat ML005
lamineeritud ML005L



Le Pluriel des Noms

paberplakat ML007
lamineeritud ML007L



Les Noms

paberplakat ML006
lamineeritud ML006L



Les Verbes et les Adverbes

paberplakat ML008
lamineeritud ML008L



Les Verbes Réguliers au Présent

paberplakat ML009
lamineeritud ML009L



Le Passé Composé, le Présent et le Futur

paberplakat ML011
lamineeritud ML011L



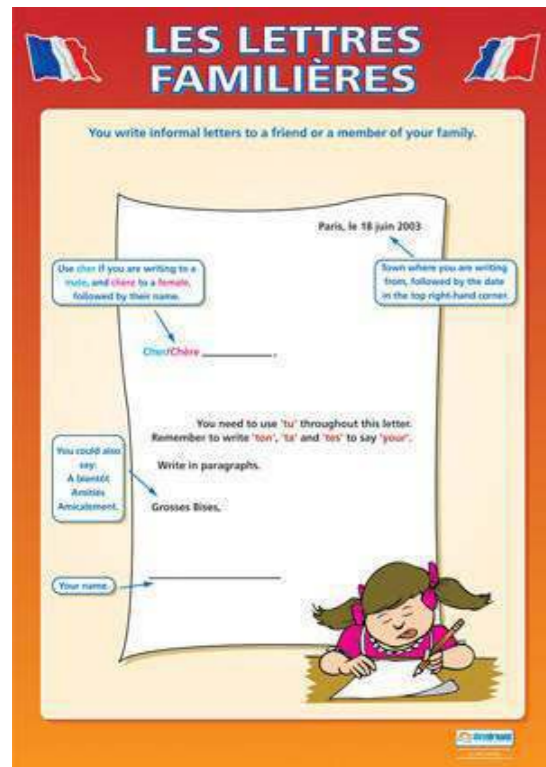
Des Verbes Irréguliers au Présent

paberplakat ML010
lamineeritud ML010L



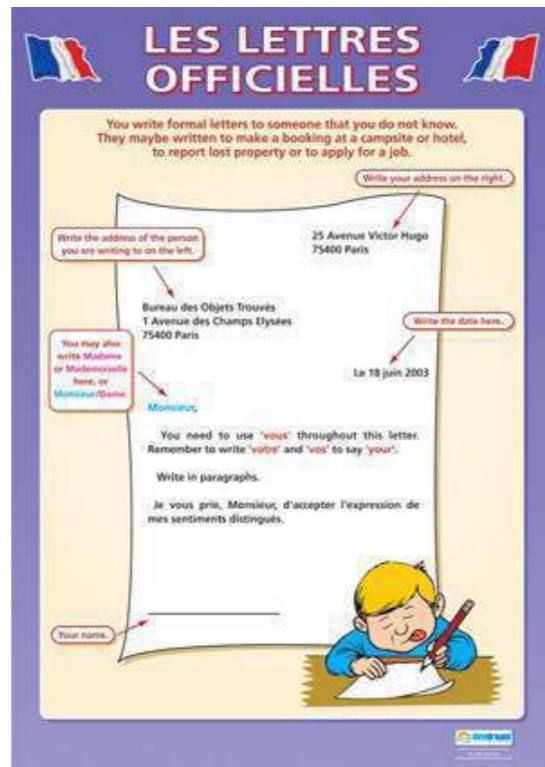
Les Couleurs

paberplakat ML012
lamineeritud ML012L



Les Lettres Familières

paberplakat ML013



Les Lettres Officielles

paberplakat ML014



Die Zahlen

paberplakat ML015
lamineeritud ML015L



Die Personalpronomen

paberplakat ML016
lamineeritud ML016L



Les Activités et les Opinions

paberplakat ML027
lamineeritud ML027L



Ma Famille

paberplakat ML028
lamineeritud ML028L



Fragewörter

paberplakat ML017
lamineeritud ML017L



Die Substantive

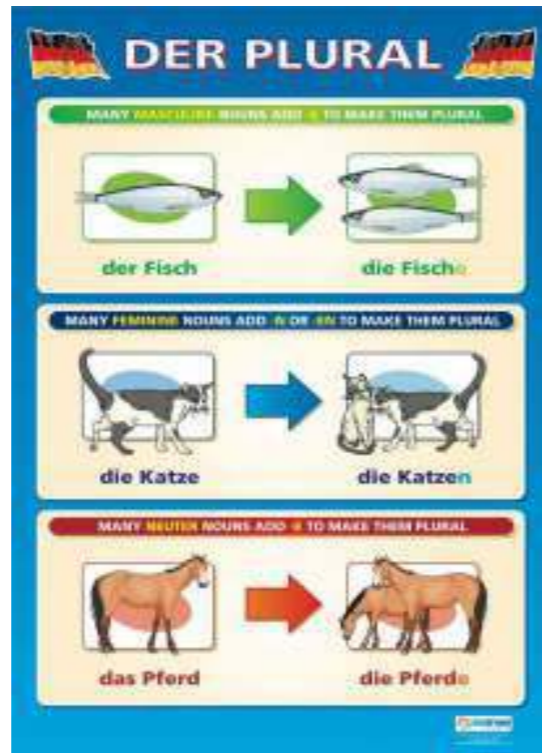
paberplakat ML018
lamineeritud ML018L



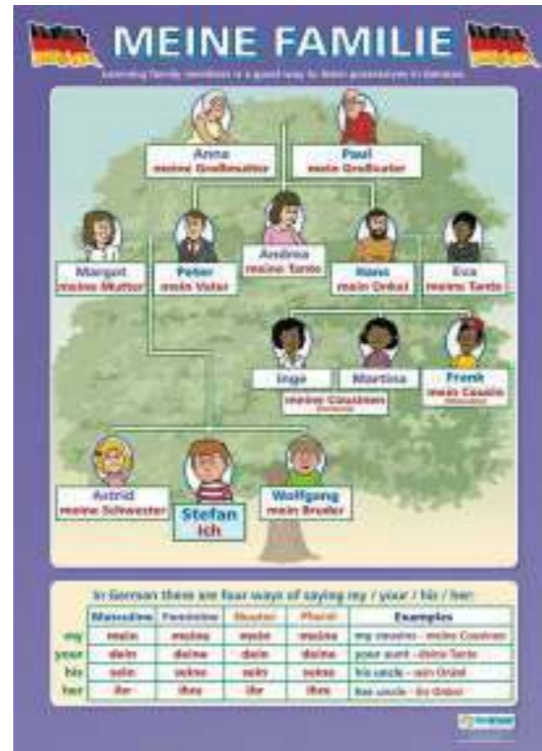
Das Perfekt, das Präsens und d
 paberplakat ML019
 lamineeritud ML019L



Aktivitäten und Meinungen
 paberplakat ML029
 lamineeritud ML029L



Der Plural
 paberplakat ML020
 lamineeritud ML020L



Meine Familie
 paberplakat ML030



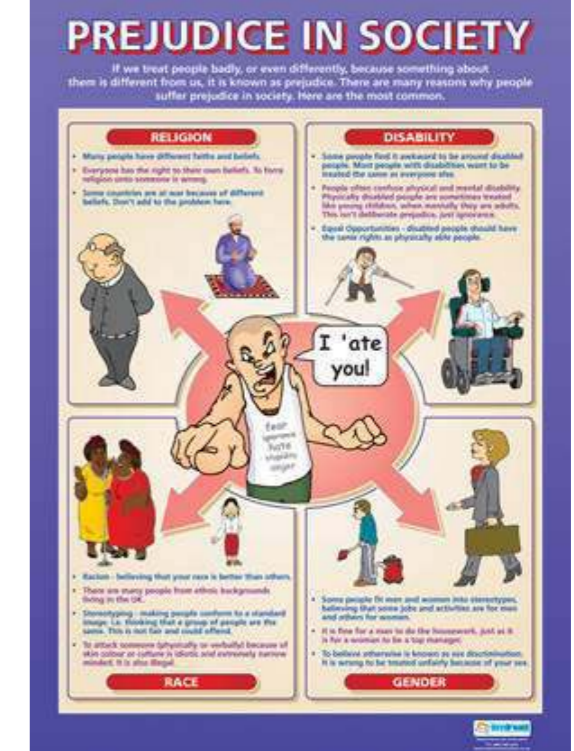
Bullying: The Myths
 paberplakat PSHE001
 lamineeritud PSHE001L



Don't Be A Victim
 paberplakat PSHE003
 lamineeritud PSHE003L



Bullying: The Facts
 paberplakat PSHE002
 lamineeritud PSHE002L



Prejudice in Society
 paberplakat PSHE004
 lamineeritud PSHE004L



Everybody's Different

paberplakat PSHE005
lamineeritud PSHE005L



Alcohol

paberplakat PSHE006



Ecstasy

paberplakat PSHE009



Heroin

paberplakat PSHE010



Cannabis

paberplakat PSHE007



Cocaine

paberplakat PSHE008



LSD/Acid

paberplakat PSHE011



Solvents

paberplakat PSHE012



Smoking

paberplakat PSHE013



Nutrition

paberplakat PSHE015
lamineeritud PSHE015L



Health Risks

paberplakat PSHE014
lamineeritud PSHE014L



Why Exercise?

paberplakat PSHE017
lamineeritud PSHE017L



Rest, Relaxation & Recreation

paberplakat PSHE018



Exercise More

paberplakat PSHE016
lamineeritud PSHE016L



Safety in The Sun

paberplakat PSHE019



Safety in the Home

paberplakat PSHE020



The Green Cross Code

paberplakat PSHE021



Emergency

paberplakat PSHE022



Puberty in Boys

paberplakat PSHE025



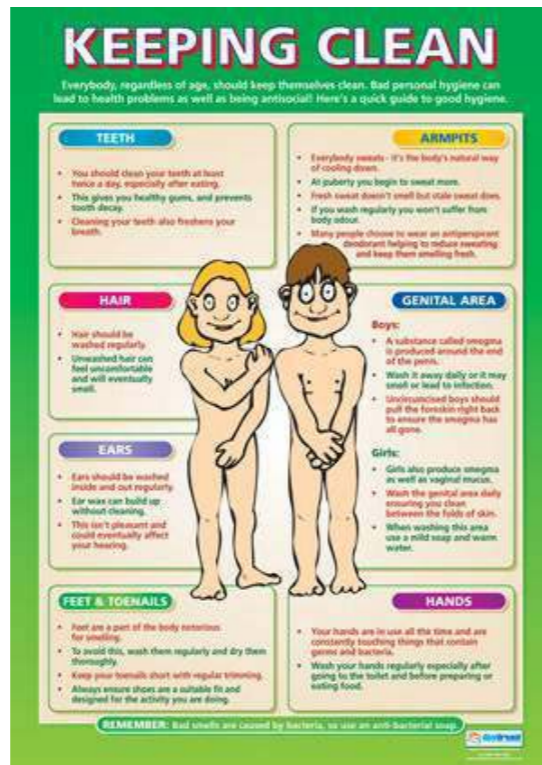
Puberty in Girls

paberplakat PSHE026



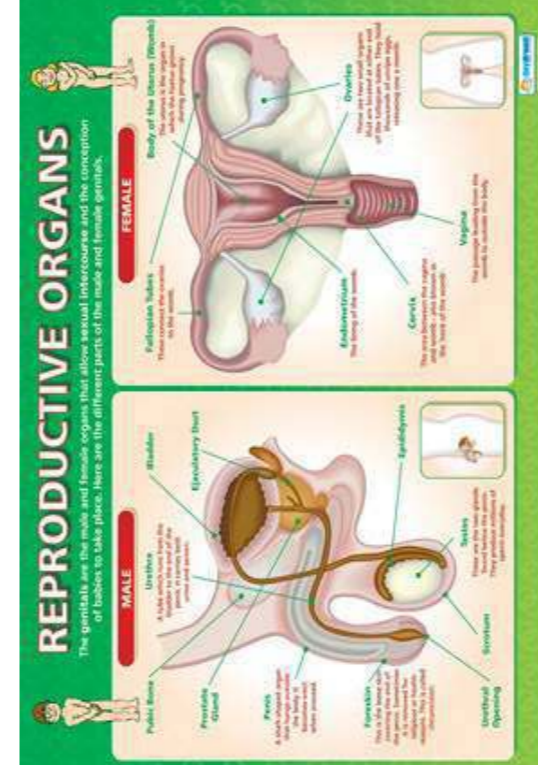
Resuscitation

paberplakat PSHE023



Keeping Clean

paberplakat PSHE024



Reproductive Organs

paberplakat PSHE027



Sex: When and Why?

paberplakat PSHE028

SEXUAL INTERCOURSE

FOREPLAY

- Before having full sexual intercourse, couples will often spend time kissing, cuddling and touching one another.
- This is known as foreplay and causes both partners to become aroused and ready for full intercourse.

INTERCOURSE

- This is when the man's erect penis enters the woman's vagina.
- If the woman is sexually aroused, the vagina releases a fluid which lubricates it and makes it easier for the man's penis to enter.
- The couple move together in a way that feels pleasurable to both.
- These pleasurable feelings may lead to orgasm for either or both partners.

ORGASM

- An orgasm is a climax of the sexual feelings.
- A man's orgasm coincides with ejaculation.
- Ejaculation is when his penis releases a creamy fluid called semen (which contains millions of sperm) into the woman's vagina.
- If contraception is not used, this is when conception and a subsequent pregnancy may take place.

Sexual Intercourse

paberplakat PSHE029

PREGNANCY

A woman can become pregnant after having unprotected sexual intercourse. Most of the time this is planned but occasionally it happens accidentally. It can happen the first time a woman has sex, or it can take many attempts.

CONCEPTION

- The man's sperm enters the woman's egg (ovum).
- The egg is fertilised and the zygote starts to divide.
- The fertilised egg moves down the fallopian tube and into the womb.
- Here it settles into the womb's lining and begins to grow.

PREGNANCY

The next nine months...

5 Weeks
The embryo is approximately 1.5cm long. Arm and leg buds are just visible.

12 Weeks
Now the fetus is approximately 10cm long. It is beginning to be recognisable as a human being.

20 Weeks
This is half way through the full term. The baby can be felt moving. It is approximately 25cm long and 500g.

40 Weeks
It has reached full term and is ready for birth. It is approximately 50cm long and 3500g.

BIRTH

- The most common form of birth is through the woman's vagina.
- The woman knows she is ready to give birth because she will experience contractions. This is known as being 'in labour'.
- Less common is a Caesarian section where the baby is surgically delivered through the abdomen wall.

Pregnancy

paberplakat PSHE030

FRIENDSHIP

Friends are the people, outside of our families, with whom we choose to share our time and experiences. A good friend is always there when we need them.

TYPES OF FRIEND

- Some people choose to have one best friend with whom they share everything.
- Others prefer not to have a best friend but lots of good friends.
- Some friends stay with us for our whole life - others for just a part of it.

Qualities and skills of a GOOD FRIEND

Listening, Sharing, Playing Fairly, Loyalty, Honesty, Patience, Trust, Kindness

HOW TO KEEP FRIENDS

- Always be honest and open.
- Listen when they need someone to talk to.
- Support them when they need your help.
- Like them because of who they are.

HOW TO LOSE FRIENDS

- Keep secrets from them.
- Boss them around and ignore their opinions.
- Talk about them behind their back.
- Ignore them.

REMEMBER

Some people have difficulty making friends. This could be because they are shy and lack confidence. Some have moved schools regularly. It is important to help them fit in as much as we can.

Friendship

paberplakat PSHE033

PEER PRESSURE

Our peers are the people around us that are in a similar situation, like our friends at school. The relationships we have with our friends can be very influential, having both positive and negative results.

WHAT IS PEER PRESSURE?

- Peer Pressure is when our friends or classmates influence us in good or bad ways.
- What we wear, how we act, the things we like, can all be influenced by peer pressure.
- It does not just affect children and teenagers, adults can also be affected by pressure from their peers.

POSITIVE INFLUENCES

- Our friends can introduce us to new hobbies and interests.
- Our friends having high expectations of themselves, can lead to the same in us.
- Teamwork and being part of a large group can make us feel good about ourselves and increase our self-confidence.

NEGATIVE INFLUENCES

- It can be difficult to stand up for something you believe in if everyone else disagrees.
- Peer pressure is often a reason why children start smoking, take drugs, or turn to crime.
- Peer pressure can lead to low self-esteem if you cannot afford to keep up with your friends' lifestyles.

Peer Pressure

paberplakat PSHE034
lamineeritud PSHE034L

CONTRACEPTION

WHY USE CONTRACEPTION?

- To avoid unwanted pregnancy.
- To protect yourself from sexually transmitted infections (STIs).

Remember: Some of the forms of contraception protect only against pregnancy - not against STIs.

MALE CONDOM

- The most popular form of contraception that helps protect against pregnancy AND STIs.
- Made of thin latex rubber, it is placed over the erect penis and traps sperm in the end when the man ejaculates.

THE PILL

- The most popular form of contraception that protects against pregnancy but NOT STIs.
- When taken, it makes the woman's body think it is already pregnant so that she doesn't release an egg (ovulate).
- It can also thicken the cervical mucus, which stops the sperm reaching the egg. The Pill also comes as an injection that lasts for 12 weeks.

FEMALE CONDOM

- Not as popular as the male condom.
- The female condom fits inside the vagina, overlapping the outer area.
- This barrier stops the sperm entering the vagina.
- A female condom will help protect against both pregnancy and STIs.

OTHER METHODS

- Other methods of contraception such as diaphragms, caps, IUDs, IUDs and implants, are available from your GP or family planning clinic.
- As these only offer protection against pregnancy, and not against STIs, they are only worth considering when you have a long-term partner.

Remember: The most effective contraception is NOT HAVING SEX!

Contraception

paberplakat PSHE031

SEXUALLY TRANSMITTED INFECTIONS

You need to think seriously about STIs if you are having sex, or considering sex for the first time. Avoid the infections detailed here by always using a condom!

GONORRHOEA & NIT

- These are two of the most common STIs.
- In most cases there are no symptoms but some may experience a discharge or burning sensation when urinating.
- They can be treated with antibiotics.

Chlamydia

- Chlamydia is a disease caused by bacteria which can lead to infertility.
- It is known as a silent disease because it often causes few or no symptoms.
- It can be treated with antibiotics.

herpes

- Herpes is a disease caused by the herpes simplex virus.
- The symptoms are sores or blisters around the genital area.
- There is no cure but they can be treated.

Syphilis

- Syphilis is a complex bacterial infection.
- The symptoms are sores around the genital area. It can be treated with antibiotics.

crabs

- Crabs are small insects that live on the skin around the genital area.
- They cause intense itching and are easily treated with an over-the-counter cream.

hepatitis B

- It is a viral infection which causes inflammation of the liver.
- There are five different types of hepatitis B but only one can be passed through sexual contact.
- It can be treated with medication.

HIV/AIDS

- HIV is a virus that damages the immune system and can lead to AIDS.
- AIDS causes the immune system's ability to fight off illnesses and infections.
- There is no cure, but treatment is improving all the time.

TAKE ACTION

- If you think you have an STI you should arrange a visit to a GUM (Genitourinary Medicine) clinic straight away.
- You will be tested and treated accordingly (Following Diagnosis).
- It is completely confidential.
- Make sure your partner is also checked and avoid sex until you're in the clear.
- Avoid a repeat infection by always wearing a condom.

Sexually Transmitted Infection

paberplakat PSHE032

PERSONAL CONFLICT

Because of our differences, we are all involved in a conflict with another person now and again. A conflict is a situation where people disagree. It is important to resolve a conflict without resorting to a fight.

RESOLVING A CONFLICT

Try these techniques to help resolve a personal conflict:

- Talk through the conflict.
- Try to reach an agreement through reasonable discussion.
- Listen to each other's point of view and negotiate a solution without arguing.
- Try and meet each other 'half-way'.
- If both sides back down just a little, it may be possible to reach some sort of compromise that both find acceptable.
- If you give your views in a calm way and back up everything you say, it may be possible to persuade the other person you are right. At the very least, they will understand why you feel the way you do.

REMEMBER:

- Never get physical
- Never get personal
- Never be ignorant

Personal Conflict

paberplakat PSHE035

THE SCHOOL COUNCIL

A School Council is a great opportunity for pupils to get involved in the running of their own school. It is usually made up of representatives from each class or year group.

WHY HAVE A SCHOOL COUNCIL?

- A School Council benefits the whole school.
- It gives pupils a chance to express their views to the staff of the school.
- Consistent.
- Pupils can have an input on important decisions.
- Pupils can develop confidence and communication skills.

WHO WOULD MAKE A GOOD SCHOOL COUNCILOR?

- Someone who has the following qualities:
 - Good listener and speaker.
 - Not selfish or bossy.
 - Consistent.
 - Sets a good example.
 - Good team player.
 - Honest and loyal.
 - Has lots of good ideas.

LINK TEACHERS

- The experience of teachers should be reflected in a council. They are not trying to take over but can help in the following ways:
 - Planning the agenda.
 - Taking the minutes.
 - Chairing the meeting.
 - Handling the budget.

YEAR / CLASS COUNCIL

- Class Councils can be set up so that the school council can feed back information from their meetings.
- The School Council can also take suggestions and input from their class in the following ways:
 - Suggestion box.
 - Class votes.
 - Council notice board.
 - Surveys and questionnaires.
 - Talking to their classmate.

The School Council

paberplakat PSHE036



School Council Jobs

paberplakat PSHE037

School Council Agenda

paberplakat PSHE038



The Houses of Parliament

paberplakat PSHE040



The Components of Physical Fitness

paberplakat PE001
lamineeritud PE001L




Agility

paberplakat PE002
lamineeritud PE002L



Balance

paberplakat PE003
lamineeritud PE003L



Body Composition

paberplakat PE004
lamineeritud PE004L

The Government

paberplakat PSHE039

CARDIOVASCULAR FITNESS

COOPER'S 12-MINUTE RUN

Age	Excellent	Good	Average	Poor	Very Poor
10-14	13,200	11,200	10,200	9,200	8,200
15-19	14,200	12,200	11,200	10,200	9,200
20-24	15,200	13,200	12,200	11,200	10,200
25-29	16,200	14,200	13,200	12,200	11,200

IMPROVING YOUR CARDIOVASCULAR FITNESS

SPORTING RELEVANCE

- Endurance
- Strength
- Speed
- Agility

Cardio-Vascular Endurance

paberplakat PE005
lamineeritud PE005L

FLEXIBILITY

SIT AND REACH TEST

Gender	Age	Excellent	Good	Average	Poor	Very Poor
Male	10-14	17.0	14.0-15.0	12.0-13.0	10.0-11.0	9.0
Female	10-14	15.0	12.0-13.0	10.0-11.0	8.0-9.0	7.0

IMPROVING FLEXIBILITY

SPORTING RELEVANCE

- Endurance
- Strength
- Speed
- Agility

Flexibility

paberplakat PE007
lamineeritud PE007L

COORDINATION

ALTERNATE HAND WALL THROW

IMPROVING COORDINATION

SPORTING RELEVANCE

- Endurance
- Strength
- Speed
- Agility

Co-ordination

paberplakat PE006
lamineeritud PE006L

POWER

VERTICAL JUMP TEST

Gender	Age	Excellent	Good	Average	Poor	Very Poor
Male	10-14	100	85-95	70-80	55-65	40
Female	10-14	80	65-75	50-60	35-45	20

IMPROVING POWER

SPORTING RELEVANCE

- Endurance
- Strength
- Speed
- Agility

Power

paberplakat PE009
lamineeritud PE009L

REACTION TIME

RULER DROP TEST

IMPROVING REACTION TIME

SPORTING RELEVANCE

- Endurance
- Strength
- Speed
- Agility

Reaction Time

paberplakat PE010
lamineeritud PE010L

MUSCULAR ENDURANCE

ABDOMINAL CURL TEST

Gender	Age	Excellent	Good	Average	Poor	Very Poor
Male	10-14	100	80-90	60-70	40-50	30
Female	10-14	80	60-70	40-50	20-30	10

IMPROVING YOUR MUSCULAR ENDURANCE

SPORTING RELEVANCE

- Endurance
- Strength
- Speed
- Agility

Muscular Endurance

paberplakat PE008
lamineeritud PE008L

SPEED

30-METRE DASH

Gender	Age	Excellent	Good	Average	Poor	Very Poor
Male	10-14	10	8-9	7-8	6-7	5-6
Female	10-14	12	10-11	9-10	8-9	7-8

IMPROVING SPEED

SPORTING RELEVANCE

- Endurance
- Strength
- Speed
- Agility

Speed

paberplakat PE011
lamineeritud PE011L

MUSCULAR STRENGTH

HAND GRIP DYNAMOMETER TEST

Age	Male	Female	Excellent	Good	Average	Poor	Very Poor
10-14	10-14	10-14	10-15	8-10	6-8	4-6	3-4
15-19	15-19	15-19	12-15	10-12	8-10	6-8	4-6
20-24	20-24	20-24	15-20	12-15	10-12	8-10	6-8

IMPROVING MUSCULAR STRENGTH

SPORTING RELEVANCE

- Endurance
- Strength
- Speed
- Agility

Strength

paberplakat PE012
lamineeritud PE012L



Safety in Sport

paberplakat PE013
lamineeritud PE013L




The Short Term Effects of Exercise

paberplakat PE014
lamineeritud PE014L



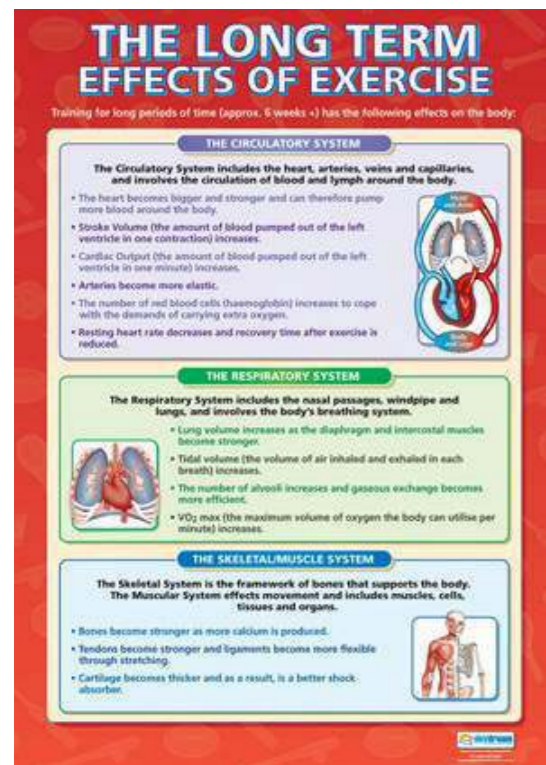
Training Methods

paberplakat PE017
lamineeritud PE017L



Training Thresholds & Zones

paberplakat PE018
lamineeritud PE018L



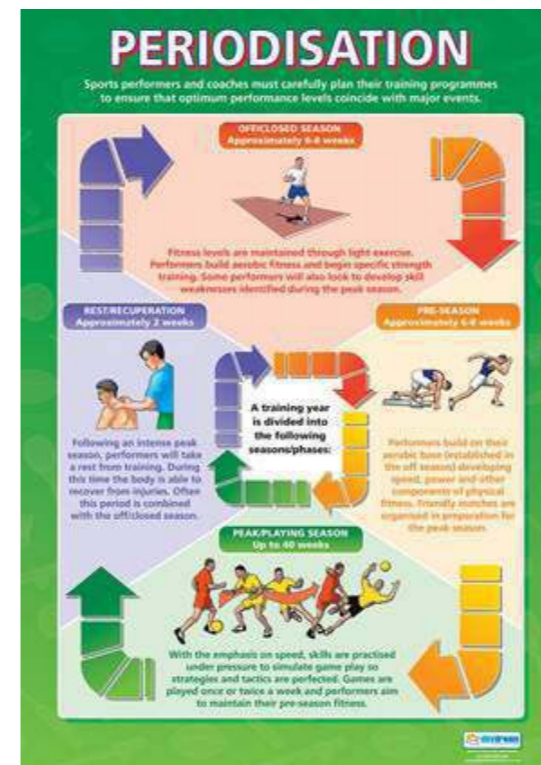
The Long Term Effects of Exercise

paberplakat PE015
lamineeritud PE015L



Principles of Training

paberplakat PE016
lamineeritud PE016L



Periodisation

paberplakat PE019
lamineeritud PE019L



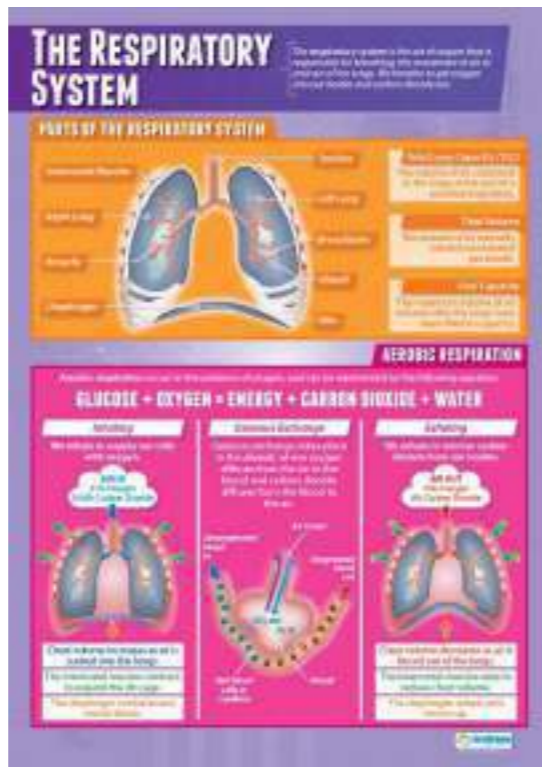
Skills in Sport

paberplakat PE020
lamineeritud PE020L



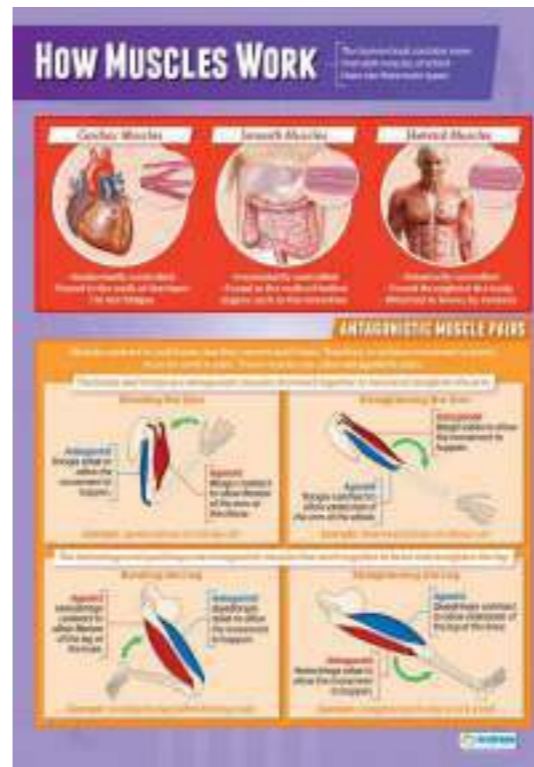
Gymnastics

paberplakat PE021
lamineeritud PE021L



Breathing

paberplakat PE022
lamineeritud PE022L



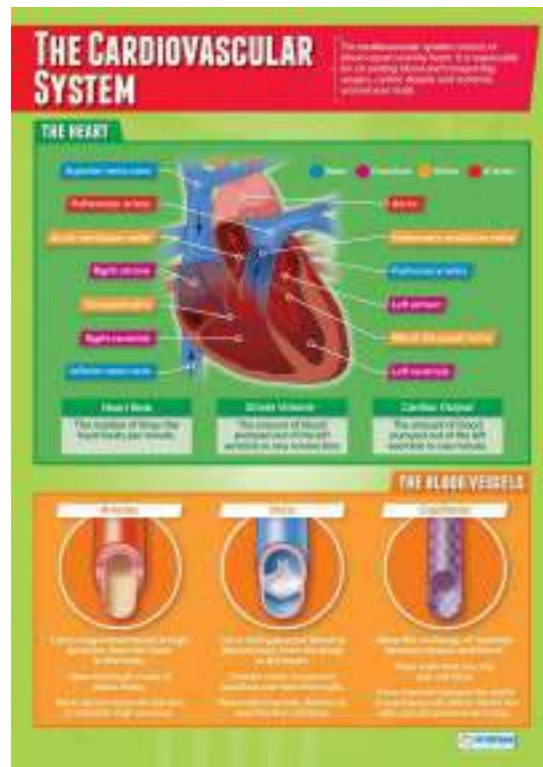
Muscles

paberplakat PE025
lamineeritud PE025L



The Human Skeleton

paberplakat PE026
lamineeritud PE026L



The Heart & Circulation

paberplakat PE023
lamineeritud PE023L



Joints

paberplakat PE024
lamineeritud PE024L



Nutrition

paberplakat PE027
lamineeritud PE027L



Vitamins & Minerals

paberplakat PE028
lamineeritud PE028L



The Food Pyramid

paberplakat PE029
lamineeritud PE029L



Why Exercise

paberplakat PE031
lamineeritud PE031L



Exercise More

paberplakat PE030
lamineeritud PE030L



Teamwork

paberplakat PE033
lamineeritud PE033L



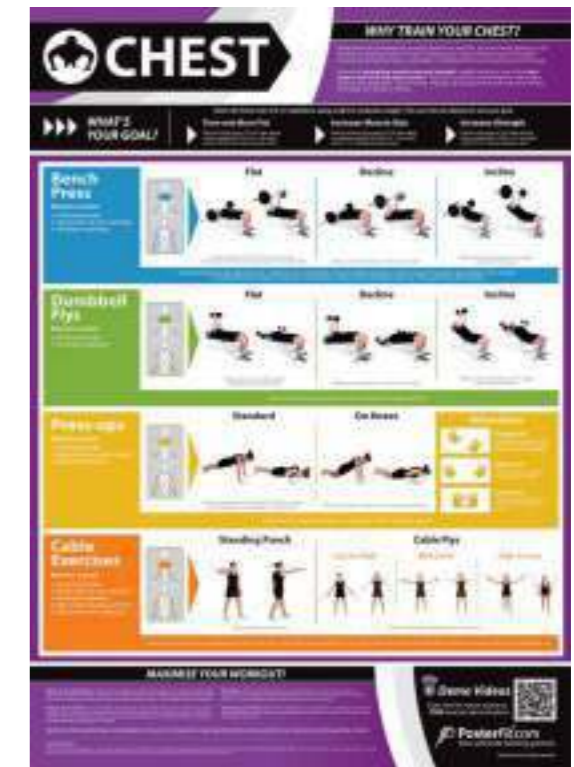
Shoulders

lamineeritud GYM001L



Back

lamineeritud GYM002L

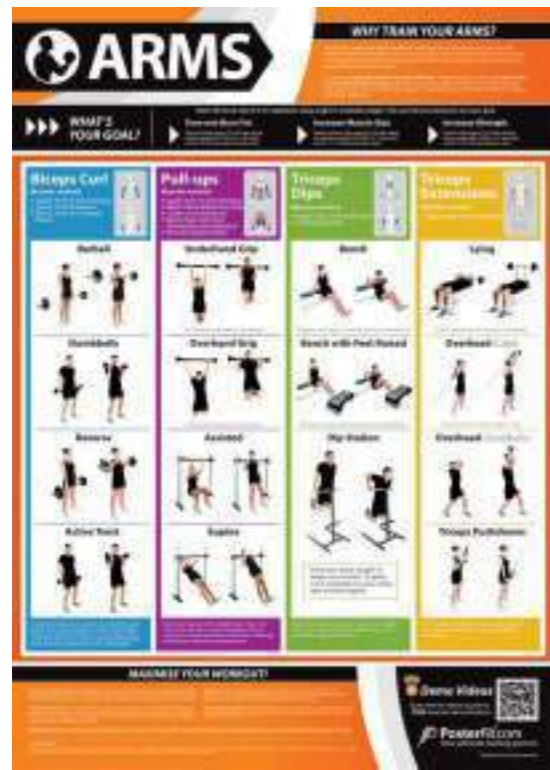


Chest

lamineeritud GYM003L

Motivation

paberplakat PE032
lamineeritud PE032L



Arms

lamineeritud GYM004L



Legs

lamineeritud GYM006L



Core

lamineeritud GYM005L



Upper Body Stretching

lamineeritud GYM007L



Lower Body Stretching

lamineeritud GYM008L



Training Zones and Thresholds

lamineeritud GYM010L



Warm Up and Cool Down

lamineeritud GYM009L



Understanding Nutrition

lamineeritud GYM011L



Nutrition for Training

lamineeritud GYM012L



Kettlebells

lamineeritud GYM014L



Muscle Groups and Exercises

lamineeritud GYM013L



Medicine Ball

lamineeritud GYM015L



Exercise Ball

lamineeritud GYM016L



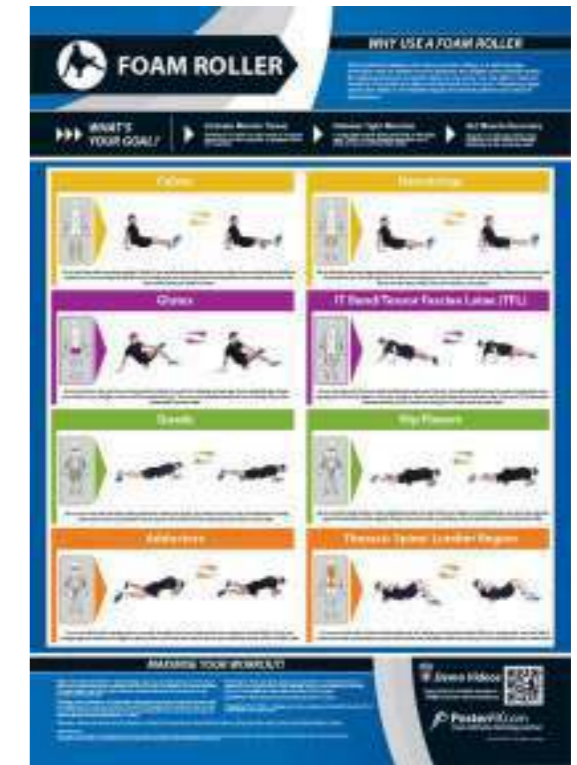
Suspension Training

lamineeritud GYM018L



Resistance Bands

lamineeritud GYM017L



Foam Roller

lamineeritud GYM019L



Ladder Drills

lamineeritud

GYM020L


Circles and Eclipses

paberplakat

ART001

lamineeritud

ART001L



Landscape and Portrait

paberplakat

ART003


lamineeritud

ART003L

Compositional Arrange

paberplakat

ART002




Light and Shade

paberplakat

ART004

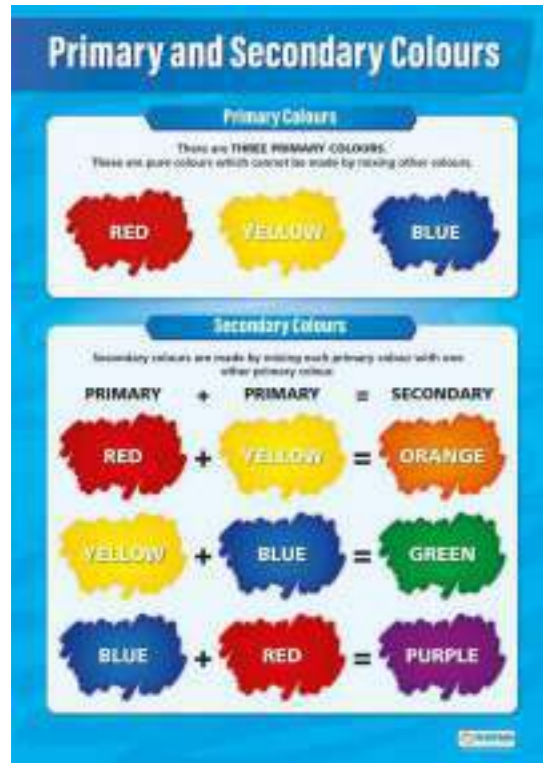
lamineeritud

ART004L



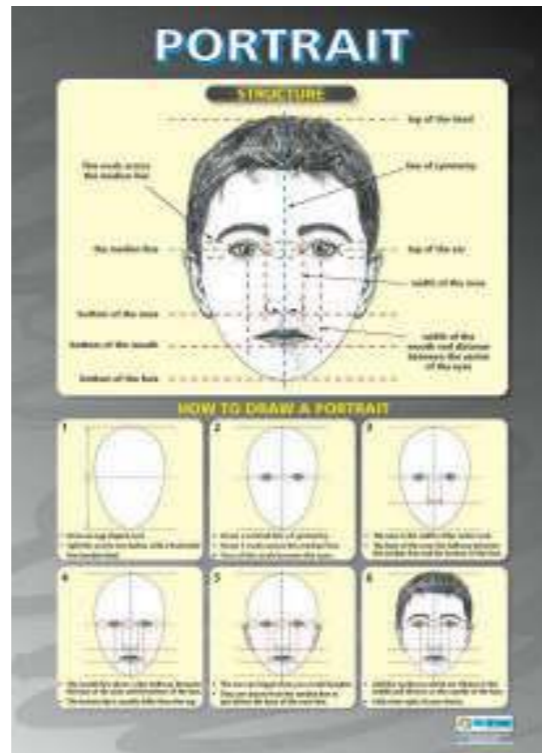
Perspective

paberplakat ART005
lamineeritud ART005L




Primary and Secondary

paberplakat ART007
lamineeritud ART007L



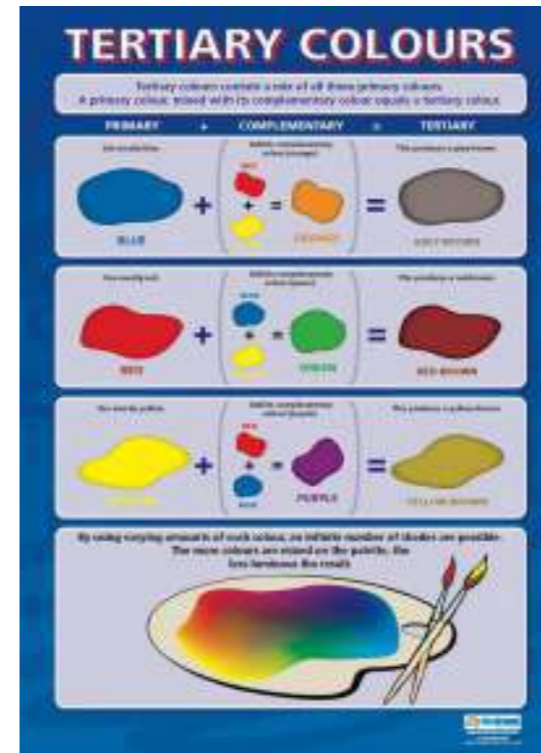
Portrait

paberplakat ART006
lamineeritud ART006L



Still Life

paberplakat ART008
lamineeritud ART008L



Tertiary Colours

paberplakat ART009
lamineeritud ART009L



Tone

paberplakat ART011
lamineeritud ART011L



The Colour Wheel

paberplakat ART010
lamineeritud ART010L



Cubism

paberplakat ART012
lamineeritud ART012L



Expressionism

paberplakat ART013
lamineeritud ART013L



Futurism

paberplakat ART015
lamineeritud ART015L



Fauvism

paberplakat ART014
lamineeritud ART014L



Impressionism

paberplakat ART016
lamineeritud ART016L



Post-Impressionism

paberplakat ART017
lamineeritud ART017L



Realism

paberplakat ART019
lamineeritud ART019L



Pointillism

paberplakat ART018
lamineeritud ART018L



Surrealism

paberplakat ART020
lamineeritud ART020L



Art Materials

paberplakat ART021
lamineeritud ART021L



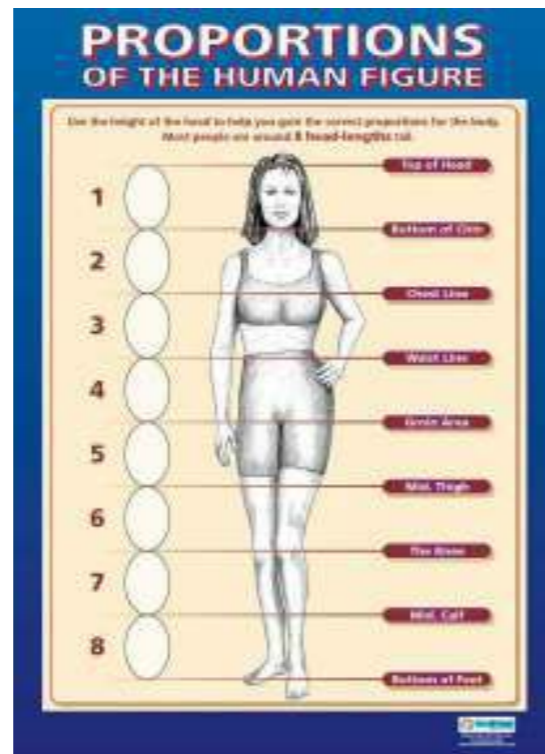
Looking At Images

paberplakat ART023
lamineeritud ART023L



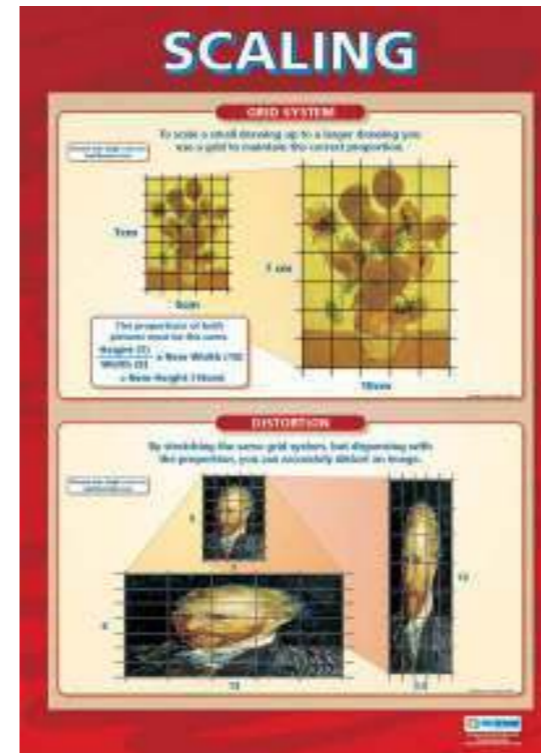
Formal Elements

paberplakat ART022
lamineeritud ART022L



Proportions Of The Human Body

paberplakat ART024
lamineeritud ART024L




Scaling

paberplakat ART025
lamineeritud ART025L




Abstract Expressionism

paberplakat ART027
lamineeritud ART027L



Aboriginal Art

paberplakat ART026
lamineeritud ART026L



Art Nouveau

paberplakat ART028
lamineeritud ART028L




Baroque
 paberplakat ART029
 lamineeritud ART029L



Pop Art
 paberplakat ART031
 lamineeritud ART031L



Dada
 paberplakat ART030
 lamineeritud ART030L




Primitive Art
 paberplakat ART032
 lamineeritud ART032L



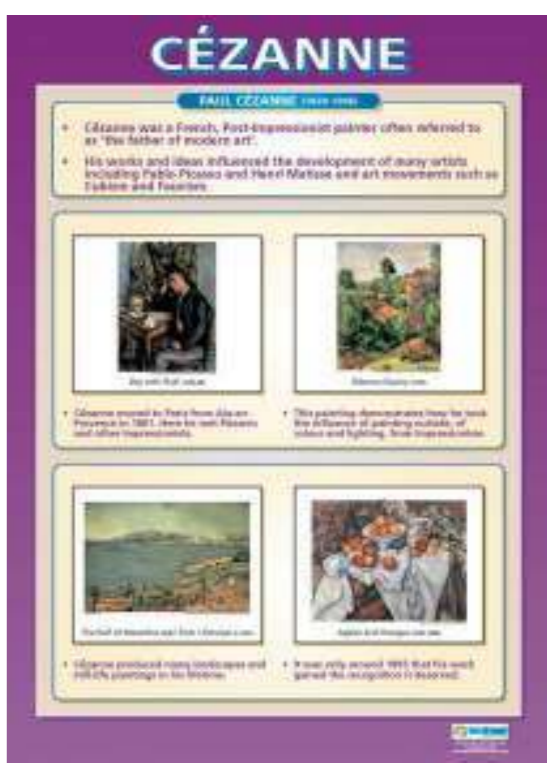
Romanticism
 paberplakat ART033
 lamineeritud ART033L



Types Of Portrait
 paberplakat ART035
 lamineeritud ART035L



Types Of Landscape
 paberplakat ART034
 lamineeritud ART034L



Cezanne
 paberplakat ART036
 lamineeritud ART036L

DALI

SAVADOR DALI (1904-1989)

- Dali was an eccentric, flamboyant painter. In 1926, he joined the French Surrealist group.
- As well as painting, Dali worked in many mediums: he designed stage sets, clothing, jewellery and even surrealist films.



Parade of the Beggars 1925



Slave Market with Ladies 1925

- The painting 'Parade of the Beggars', showing tiny figures, is one of the most well-known surrealist works.
- Dali often depicted dream imagery and everyday objects in unexpected forms, leading into his surrealist mind.



The Persistence of Memory 1931



Slave Market with Ladies II 1925

- With precision, Dali put the use of perspective images in this painting (showing the development of Dali's surrealist style).
- Dali returned to the Catholic faith of his childhood and his later paintings were often based on religious themes.

Dali

paberplakat ART037
lamineeritud ART037L

MATISSE

HENRI MATISSE (1869-1954)

- Matisse is often regarded as the most important French painter of the 20th century.
- As leader of the Fauvist movement, he conveyed emotional expression through the use of colour and form.



Nude Woman with Yellow Skirt 1905



The Bath 1917

- He was greatly influenced by the Post-Impressionist who rejected pure, abstract colour to create bold, vibrant colours.
- He added to this technique by changing the small dots to flat, solid, vibrant colours.



Les Femmes d'Alger 1905



Blue Nude 1907

- His style progressed to a preference for simplified forms of pure colour, strong outlines and flat shapes, as well as abandoning three-dimensional forms.
- In his later years, as he became more aware, he cut out shapes of bright, vibrant paper, creating more flat, vibrant abstract designs.


Matisse

paberplakat ART038
lamineeritud ART038L


VAN GOGH

JHANNES VAN GOGH (1853-1890)

- Van Gogh was a Dutch painter, born one of the most popular of the Post-Impressionist painters. He had a short and emotionally troubled career.
- Only when Van Gogh was 27 did he become a full-time artist, leaving behind his career in the church.




The Potato Eaters 1865




The Night Watchman 1882

- Van Gogh worked with the painter Paul Gauguin, but a conflict of personalities led to an argument after which Van Gogh cut off part of his ear.
- Shortly afterwards, he committed himself to the mental asylum in which he died.



Sunflowers 1889



Olympia 1865

- Van Gogh's works show his eagerness and attention to detail, colour and structure, repetition of form.
- His paintings were highly regarded and heavily sold up to the 19th century.

Van Gogh

paberplakat ART041
lamineeritud ART041L

MONET

CLAUDE MONET (1840-1926)

- Monet was a French painter regarded as the leader of the Impressionist movement.
- Monet perfected a technique of working in the open air, capturing the changing effects of natural light.



Water Lilies 1899



Impression, Sunrise 1872

- Monet worked quickly, creating a spontaneous effect without planning the paint.
- He often depicted wet surfaces and used paint to create a blurred effect.



Water Lilies 1899



Water Lilies 1899

- He often depicted natural scenes with small details.
- Monet avoided the use of black and, as the colours, often complementary, mixed in their tones.



Water Lilies 1899



Water Lilies 1899

- In his later years, he began to concentrate on painting water lilies as a theme, often of the sky or elements of the sea.
- Monet concentrated a water garden painting which captures a moment in time and his style.

Monet

paberplakat ART039
lamineeritud ART039L

PICASSO

PABLO PICASSO (1881-1973)

- Pablo Picasso was a Spanish painter and sculptor, now considered the greatest artist of the 20th century.
- Picasso experimented with many styles creating more than 20,000 works of art.

THE BLUE PERIOD (1901-1904)



The Old Woman 1901

- During a period of blue monochromy, Picasso's work during this period.
- His paintings depicted human misery, depicting beggars, alcoholics and prostitutes.

THE ROSE PERIOD (1905-1906)



The Family of Man 1905

- Many of his subjects were drawn from the circus.
- Influenced by a happy relationship, Picasso changed his palette to pink and red.

CLASSICISM



The Old Woman 1901

- Influenced by Paul Cézanne and other artists, Picasso rediscovered classicism.
- Classicism involved the breaking down and reworking of form, creating the artist's master from many different perspectives.

SCULPTURE



The Skull 1907

- Picasso created sculptures as well as paintings.
- The Bronze Skull of Antoinette Riviere shows, dramatically, the skull in multiple three-dimensional forms.

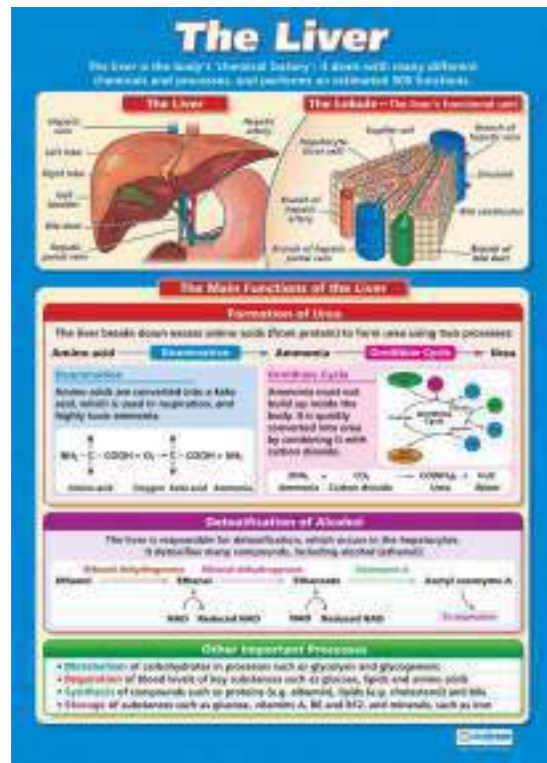
Picasso

paberplakat ART040
lamineeritud ART040L



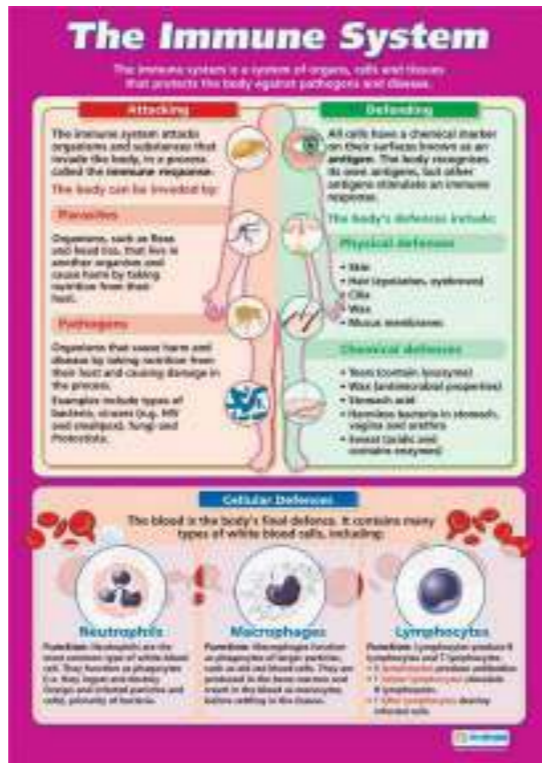
The Circulatory System

paberplakat SAL003
lamineeritud SAL003L



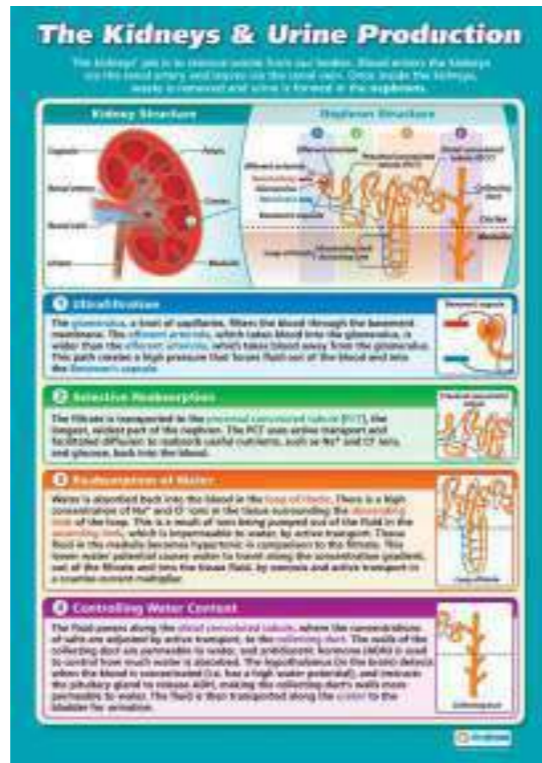
The Liver

paberplakat SAL005
lamineeritud SAL005L



The Immune System

paberplakat SAL004
lamineeritud SAL004L



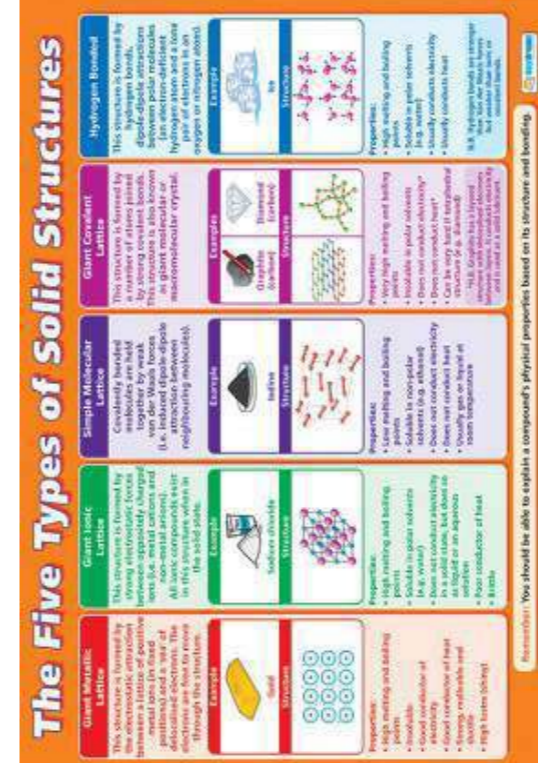
The Kidneys & Urine Production

paberplakat SAL006
lamineeritud SAL006L



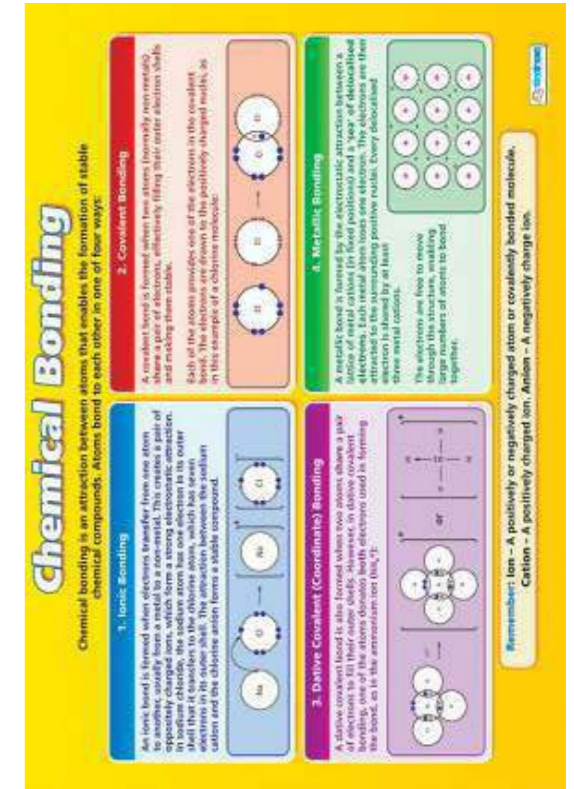
Atomic Structure

paberplakat SAL007
lamineeritud SAL007L



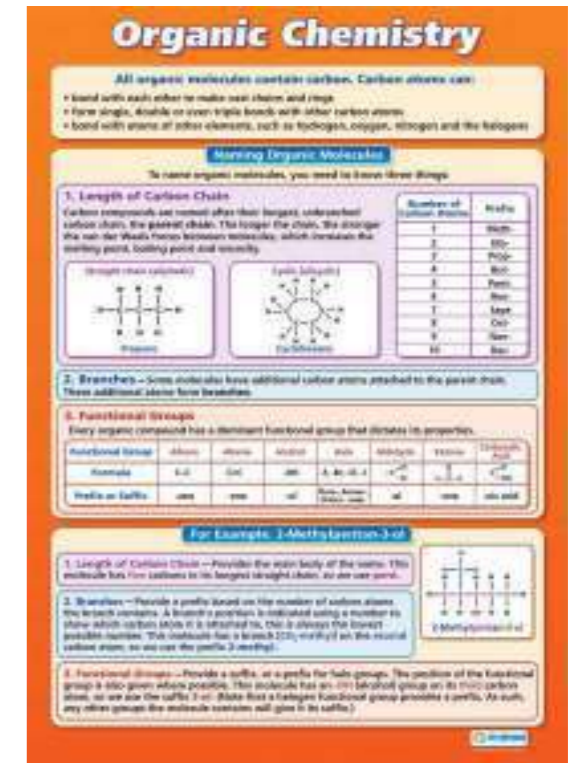
The Five Types of Solid Structures

paberplakat SAL009
lamineeritud SAL009L



Chemical Bonding

paberplakat SAL008
lamineeritud SAL008L



Organic Chemistry

paberplakat SAL010
lamineeritud SAL010L

Analytical Chemistry

There are many techniques used to determine the composition and structure of chemical compounds, including:

- Mass Spectrometry**: A sample is converted to ions, which are then separated according to their mass-to-charge ratio. The mass spectrum shows the relative abundance of ions at different mass-to-charge ratios.
- Infrared Spectroscopy**: Infrared light is absorbed by molecules, causing covalent bonds to vibrate at different frequencies. The absorbed frequencies can be displayed in an infrared spectrum.
- Carbon-13 NMR (Nuclear Magnetic Resonance)**: Carbon-13 NMR functions in the same way as hydrogen-1 NMR, only it measures the carbon atoms in a molecule. About 1% of all carbon atoms are ^{13}C .
- Hydrogen-1 NMR (Nuclear Magnetic Resonance)**: Hydrogen-1 NMR detects the relative number of each type of proton in a molecule. It is used to identify the number of adjacent non-equivalent protons in a molecule.

Analytical Chemistry

paberplakat SAL011
lamineeritud SAL011L

SI Quantities and Units

The Systeme International (SI) defines measurements for use in scientific work. All SI system units are derived from seven basic units, known as base units.

Quantity	Symbol	Name of unit	SI Unit Symbol	SI Unit Symbol
Amount of substance (n)	mol	mol	mol	mol
Electric current (I)	A	ampere	A	A
Length (l)	m	metre	m	m
Mass (m)	kg	kilogram	kg	kg
Thermodynamic temperature (T)	K	kelvin	K	K
Time (t)	s	second	s	s

Derived Units

Quantity	Symbol	Name of unit	SI Unit Symbol	SI Unit Symbol
Acceleration (a)	m/s ²	metre per second squared	m/s ²	m/s ²
Charge (Q)	C	coulomb	C	A·s
Energy (E)	J	joule	J	kg·m ² /s ²
Force (F)	N	newton	N	kg·m/s ²
Frequency (f)	Hz	hertz	Hz	1/s
Power (P)	W	watt	W	kg·m ² /s ³
Pressure (p)	Pa	pascal	Pa	kg/m·s ²

Powers, Indicators and Prefixes

Power	Prefix	Symbol	Factor
10 ¹²	trillion	T	1 000 000 000 000
10 ⁹	billion	G	1 000 000 000
10 ⁶	million	M	1 000 000
10 ³	thousand	k	1 000
10 ⁰	one		1
10 ⁻¹	one-tenth	d	0.1
10 ⁻²	one-hundredth	h	0.01
10 ⁻³	one-thousandth	m	0.001
10 ⁻⁶	one-millionth	μ	0.000 001
10 ⁻⁹	one-billionth	n	0.000 000 001
10 ⁻¹²	one-trillionth	p	0.000 000 000 001

SI Quantities and Units

paberplakat SAL013
lamineeritud SAL013L

Enthalpy

Enthalpy (H) is the energy content level of a chemical system. It is measured by the amount of energy that a system has. Enthalpy changes are measured during a chemical change.

Enthalpy Change

The enthalpy change (ΔH) of a reaction can be calculated by finding the difference between the enthalpy of the products and the enthalpy of the reactants. According to the conservation of energy law, the amount of heat produced within the reaction is equal to the amount of energy released into the atmosphere.

Exothermic Reactions

In exothermic reactions, the enthalpy of the products is less than that of the reactants. This means that the reaction releases energy.

Endothermic Reactions

In endothermic reactions, the enthalpy of the products is greater than that of the reactants. This means that the reaction absorbs energy.

Standard Enthalpy Change

Enthalpy values vary with conditions, so we use standard enthalpy changes (ΔH°), measured under standard conditions:

- Pressure: 100 kPa (1 atmosphere)
- Concentration: 1 mol/dm³ (1 molar)
- Temperature: usually 298 K (25°C)

Heat's Law

Heat's Law makes it possible to find enthalpy changes that cannot be measured directly, using standard enthalpy change values and enthalpy cycle diagrams.

Heat's Law

Heat's Law makes it possible to find enthalpy changes that cannot be measured directly, using standard enthalpy change values and enthalpy cycle diagrams.

Enthalpy

paberplakat SAL012
lamineeritud SAL012L

The Electromagnetic Spectrum

The electromagnetic spectrum consists of different types of electromagnetic waves. All of these waves can undergo interference, be reflected, refracted, diffracted and polarized, and travel at the speed of light, 2.998 × 10⁸ m/s, in a vacuum.

Type	Wavelength	Frequency	Energy	Speed
Gamma Rays	< 10 ⁻¹¹ m	> 10 ²² Hz	> 10 ¹⁰ J	3 × 10 ⁸ m/s
X-rays	10 ⁻¹¹ to 10 ⁻⁸ m	10 ¹⁶ to 10 ²⁰ Hz	10 ⁴ to 10 ⁸ J	3 × 10 ⁸ m/s
Ultraviolet (UV)	10 ⁻⁸ to 4 × 10 ⁻⁷ m	7.5 × 10 ¹⁴ to 3 × 10 ¹⁶ Hz	10 ² to 10 ⁵ J	3 × 10 ⁸ m/s
Visible Light	4 × 10 ⁻⁷ to 7 × 10 ⁻⁷ m	4 × 10 ¹⁴ to 7.5 × 10 ¹⁴ Hz	10 ⁰ to 10 ¹ J	3 × 10 ⁸ m/s
Infrared (IR)	7 × 10 ⁻⁷ to 10 ⁻³ m	3 × 10 ¹³ to 4 × 10 ¹⁴ Hz	10 ⁻¹ to 10 ⁰ J	3 × 10 ⁸ m/s
Microwaves	10 ⁻³ to 10 ⁰ m	3 × 10 ⁸ to 3 × 10 ¹⁰ Hz	10 ⁻² to 10 ⁻¹ J	3 × 10 ⁸ m/s
Radio Waves	> 10 ⁰ m	< 3 × 10 ⁸ Hz	< 10 ⁻¹ J	3 × 10 ⁸ m/s

The Electromagnetic Spectrum

paberplakat SAL015
lamineeritud SAL015L

The Photoelectric Effect

For many years, light was considered to travel as electromagnetic waves. However, Albert Einstein showed that light has particle properties.

The Gold Leaf Experiment

High frequency light can release surface electrons from metal by electrostatic excitation. The gold leaf experiment demonstrates this using a gold leaf electroscope and ultraviolet (UV) light.

- At the start of the experiment, both the stem of the electroscope and the gold leaf are negatively charged. As a result, the gold leaf is repelled from the stem.
- When UV light hits the charged electroscope, it causes electrons to escape. This reduces the charge of the stem, and the leaf returns to its natural position.

Explain the Photoelectric Effect

Light contains quantum packets of electromagnetic energy called photons, which behave in a similar way to a stream of particles. If there is enough energy, they can eject electrons from metal. These ejected electrons are known as photoelectrons.

The energy carried by a photon is equal to the energy transferred to an electron.

Only photons above the threshold frequency (f₀) will cause electrons to leave the metal's surface.

Increasing the light frequency increases the kinetic energy of photoelectrons, but not their number.

The number of photoelectrons emitted per second is proportional to the intensity of radiation.

The energy of a photon is proportional to the frequency of light. This gives us the equation: $E = hf$, where E is the photon's energy, h is Planck's constant (6.63 × 10⁻³⁴ J·s), and f is the frequency.

Explain the Photoelectric Equation

Electron kinetic energy (E_k) takes a maximum amount of energy for an electron to be ejected from the metal. This is called the work function (φ). The energy of a photon must be equal to the work function plus the kinetic energy of the photoelectron. Thus, for the energy transferred to a photoelectron: $E_k = hf - \phi$.

Wave Particle Duality

Light can also behave like a wave. Experiments studying phenomena such as interference, diffraction and polarization provide evidence for wave nature. This is known as wave-particle duality.

The Photoelectric Effect

paberplakat SAL016
lamineeritud SAL016L

Waves

Wave Terminology

- Wavelength (λ)**: The distance between two points that have the same phase of oscillation.
- Amplitude (A)**: The maximum displacement of a wave from its rest position.
- Frequency (f)**: The number of oscillations per second.
- Period (T)**: The time taken for one full cycle of oscillation.
- Speed (v)**: The distance travelled per second.
- Phase Difference (φ)**: The difference in phase between two points on a wave.

Why are Waves used?

- Reflection**: Waves can reflect off surfaces.
- Refraction**: Waves can change direction when they pass from one medium to another.
- Diffraction**: Waves can bend around corners.
- Interference**: Waves can combine to form larger or smaller waves.

Waves

paberplakat SAL014
lamineeritud SAL014L

The Gas Laws

The volume occupied by a gas is dependent on three key factors:

- Temperature - As temperature increases, molecules gain kinetic energy and occupy more space.
- Pressure - As pressure increases, molecules become more compressed and take up less space.
- Amount of gas - The more gas there is, the more space it will need.

Boyle's Law

All constant temperature, the volume and pressure of a fixed mass of gas are inversely proportional ($p \propto 1/v$).

Charles' Law

All constant pressure, the volume of a fixed mass of gas is directly proportional to its temperature ($v \propto T$).

Gay-Lussac's Law (Pressure Law)

All constant volume, the pressure of a fixed mass of gas is directly proportional to its temperature ($p \propto T$).

Avogadro's Law

All constant temperature and pressure, the volume of a gas is directly proportional to the number of moles ($v \propto n$).

Combined Gas Law

When combined, the gas laws form: $p \cdot v = n \cdot T$, where p is the pressure, v is the volume, n is the number of moles, and T is the temperature.

The Gas Laws

paberplakat SAL017
lamineeritud SAL017L

Capacitors

Capacitors facilitate the storage of charge in an electrical circuit.

Capacitor Structure and Capacitance

- A capacitor consists of two metal plates that are separated by an insulator known as a dielectric.
- When voltage is applied to the capacitor, electrons are pulled to the positive terminal of the plate, making it become negatively charged.
- The build up of charge repels electrons off the plate connected to the positive terminal of the cell, making it positively charged.
- A capacitor stores energy by transferring charge from one plate to another, in the process only equal but opposite charge.
- The greater the applied voltage (V), the greater the amount of charge (Q) subsequently stored by the capacitor.

The charge stored per volt, the capacitance (C), is measured in farads (F) and calculated using: $C = Q/V$ or $Q = C \cdot V$.

Energy Stored in a Charged Capacitor

The graph shows how the charge stored on a capacitor (Q) varies with the potential difference (V) across its plates. The energy stored by the capacitor is equal to the area under the graph.

The area beneath the graph gives the value $E = \int Q \cdot V$, where E is work done.

Combining this with the equation $Q = CV$ gives $E = \int C \cdot V \cdot V = \frac{1}{2} C V^2$.

Charging

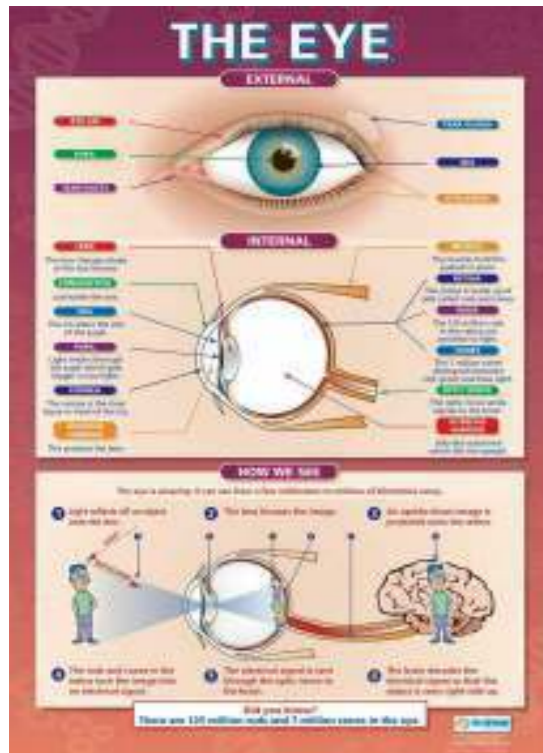
When a capacitor is charged, the potential difference (V) across its plates is directly proportional to the charge (Q) stored on the plates.

Discharging

When a capacitor is discharged, the potential difference (V) across its plates is directly proportional to the charge (Q) stored on the plates.

Capacitors

paberplakat SAL018
lamineeritud SAL018L



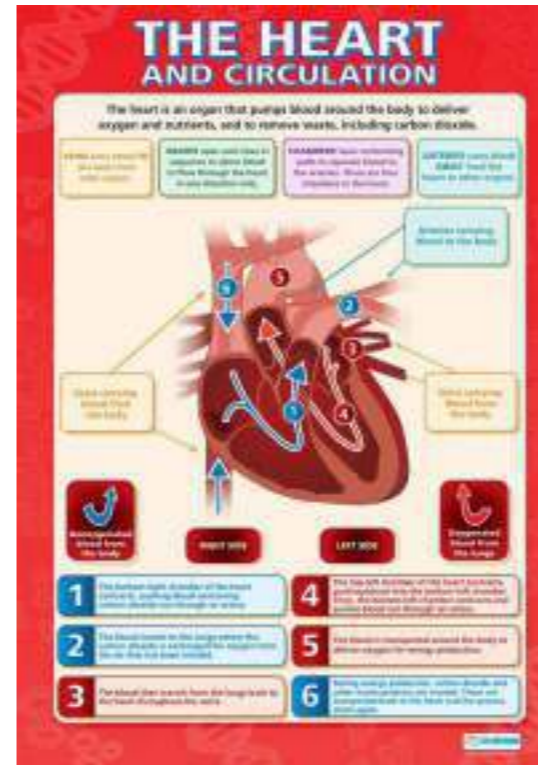
The Eye

paberplakat SC001
lamineeritud SC001L



Body Organs

paberplakat SC003
lamineeritud SC003L

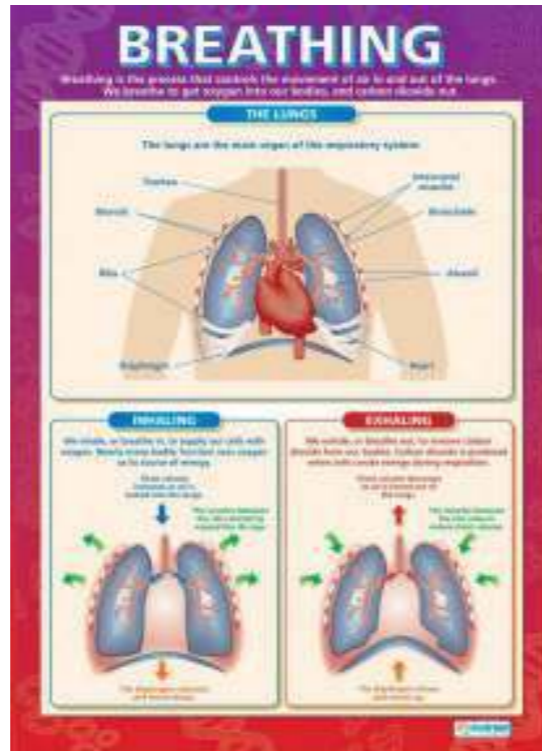


The Heart And Circulation

paberplakat SC005
lamineeritud SC005L

How We See

paberplakat SC002



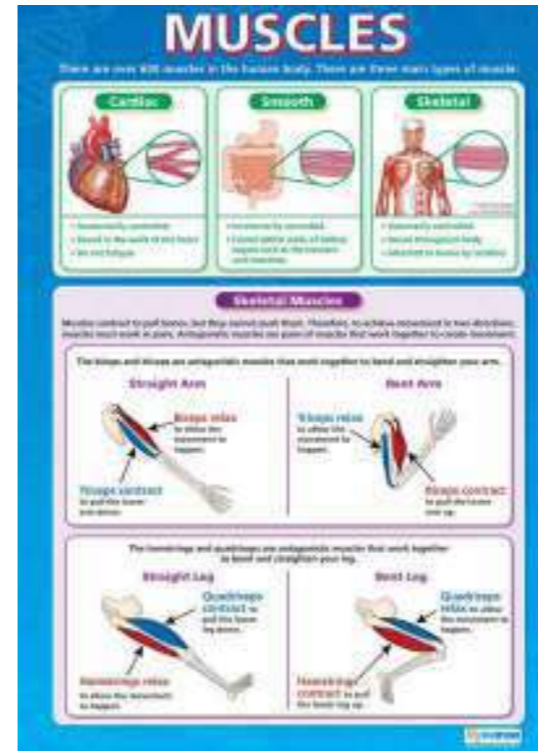
Breathing

paberplakat SC004
lamineeritud SC004L



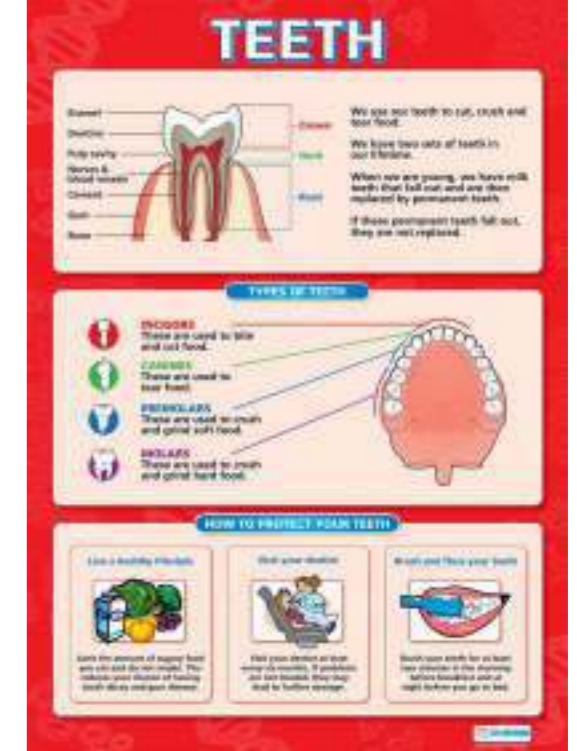
Joints

paberplakat SC006
lamineeritud SC006L



Muscles

paberplakat SC007
lamineeritud SC007L



Teeth

paberplakat SC008
lamineeritud SC008L



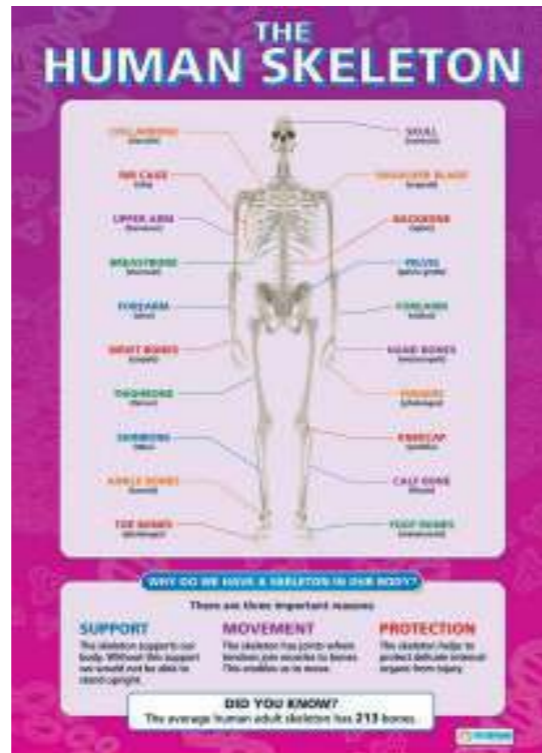
Digestion

paberplakat SC009
lamineeritud SC009L



Food Pyramid

paberplakat SC011
lamineeritud SC011L



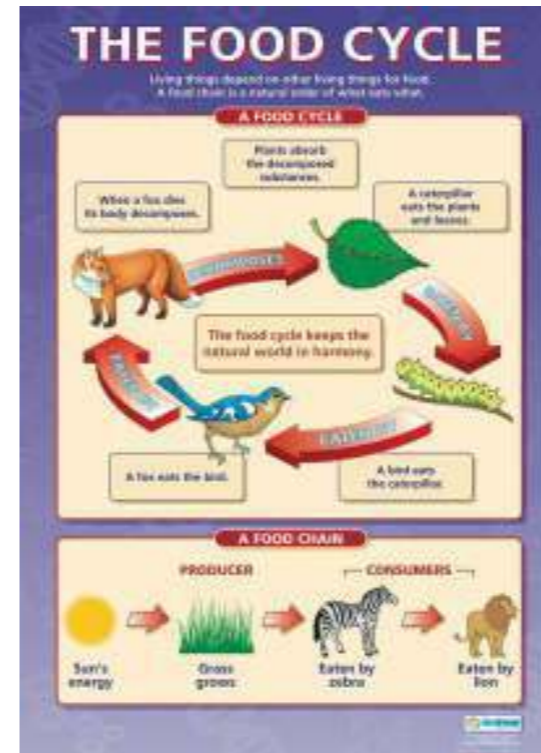
The Human Skeleton

paberplakat SC010
lamineeritud SC010L



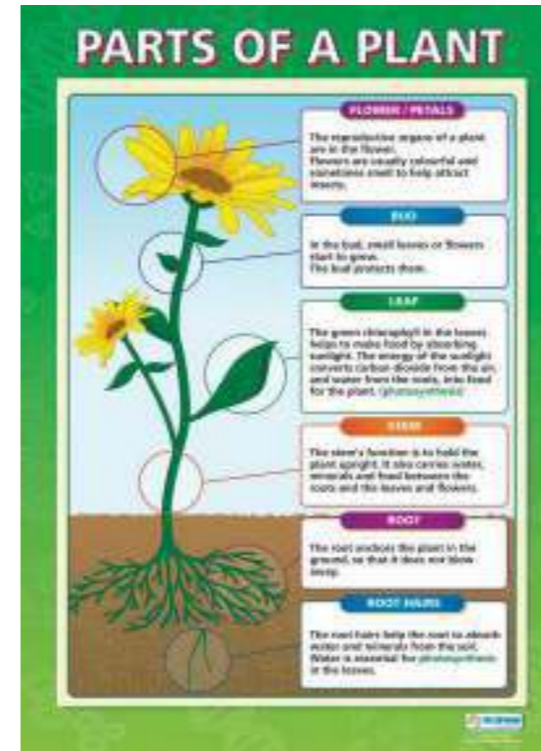
Food Chains

paberplakat SC012
lamineeritud SC012L



The Food Cycle

paberplakat SC013
lamineeritud SC013L



Parts of a Plant

paberplakat SC015

Plants

paberplakat SC014
lamineeritud SC015L



Life Cycle of a Plant

paberplakat SC016
lamineeritud SC016L

Germination

paberplakat SC021



Apparatus

paberplakat SC023
lamineeritud SC023L



Scientific Enquiry

paberplakat SC022
lamineeritud SC022L



Solids

paberplakat SC025
lamineeritud SC025L



Liquids

paberplakat SC026
lamineeritud SC026L



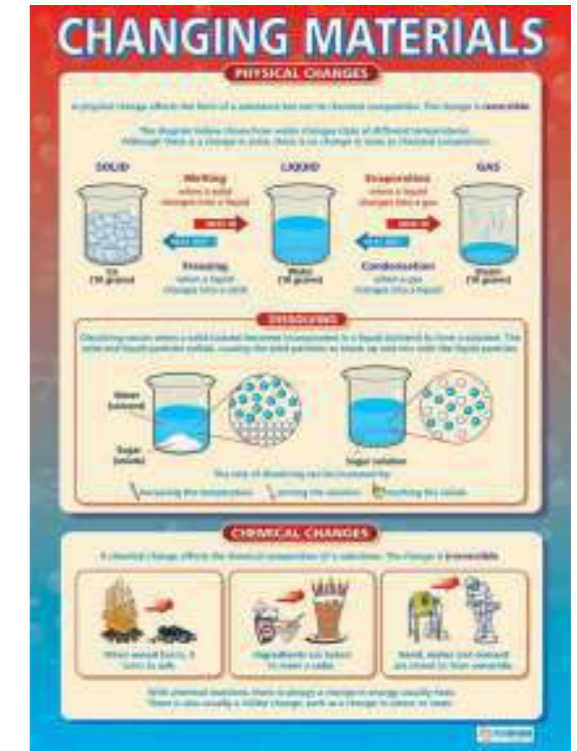
Solids, Liquids & Gases

paberplakat SC024
lamineeritud SC024L



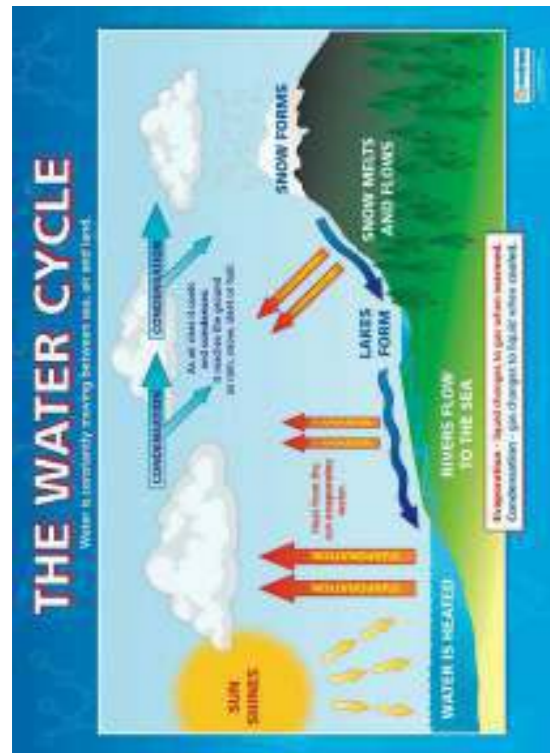
Gases

paberplakat SC027
lamineeritud SC027L



Changing Materials

paberplakat SC028
lamineeritud SC028L



The Water Cycle

paberplakat SC029
lamineeritud SC029L



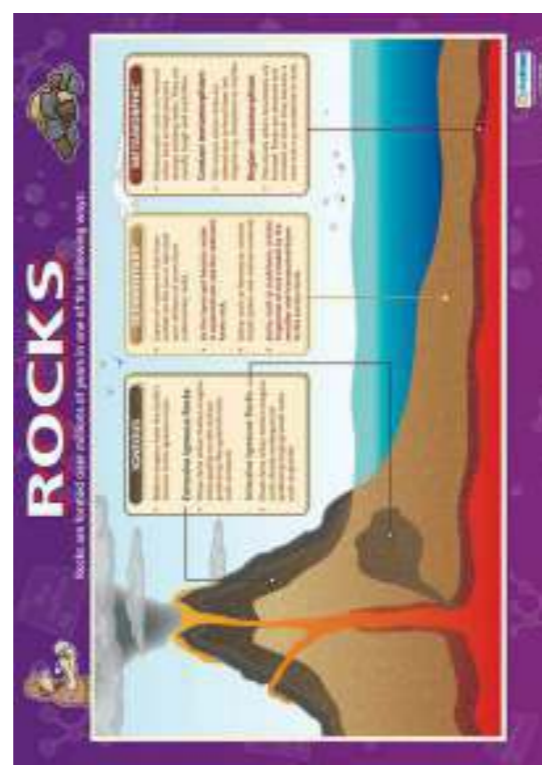
Periodic Table

paberplakat SC031
lamineeritud SC031L



Separating Mixtures

paberplakat SC030
lamineeritud SC030L



Rocks

paberplakat SC032
lamineeritud SC032L




Physical Units

paberplakat SC033
lamineeritud SC033L



Electricity and Materials

paberplakat SC035
lamineeritud SC035L



Electrical Circuits

paberplakat SC034
lamineeritud SC034L



Circuit Symbols

paberplakat SC036
lamineeritud SC036L



Forces

paberplakat SC037
lamineeritud SC037L

Measuring Speed

paberplakat SC039



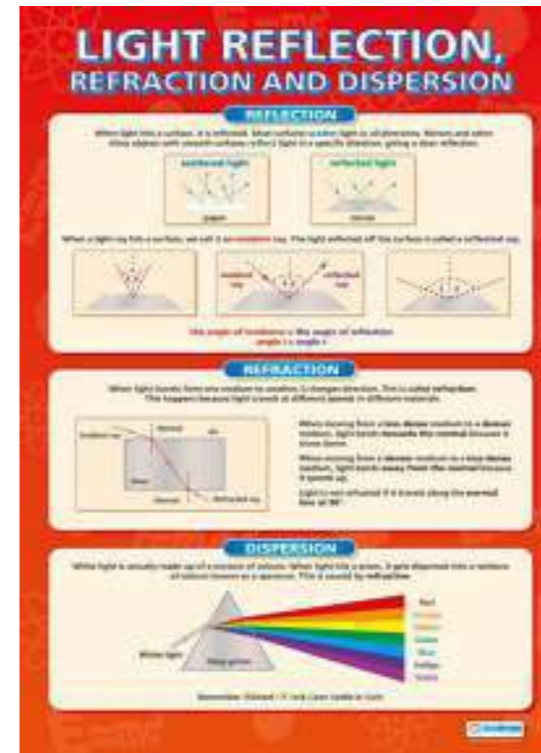
Friction

paberplakat SC038
lamineeritud SC038L



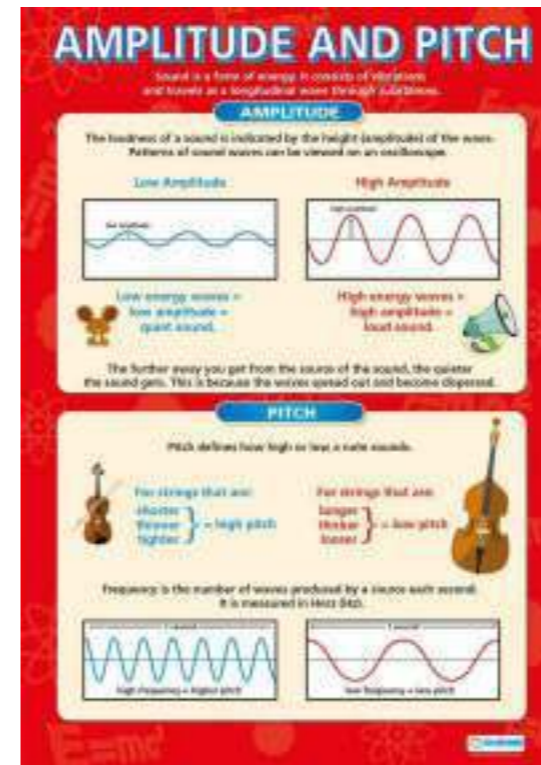
Light

paberplakat SC040
lamineeritud SC040L



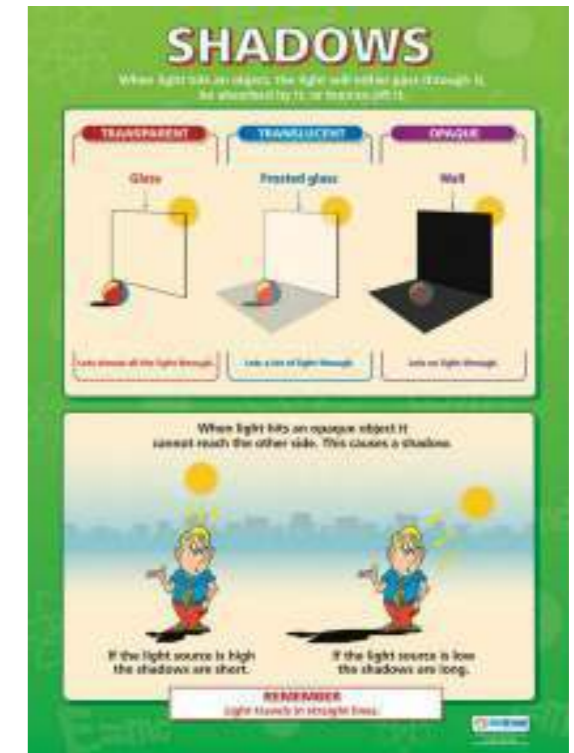
Light Reflection

paberplakat SC041
lamineeritud SC041L



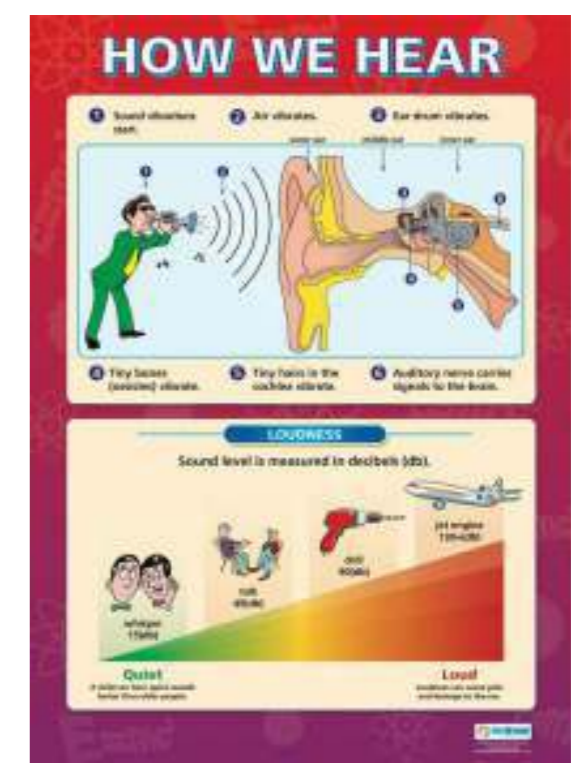
Amplitude and Pitch

paberplakat SC043
lamineeritud SC043L



Shadows

paberplakat SC042
lamineeritud SC042L



How We Hear Sound

paberplakat SC044
lamineeritud SC044L



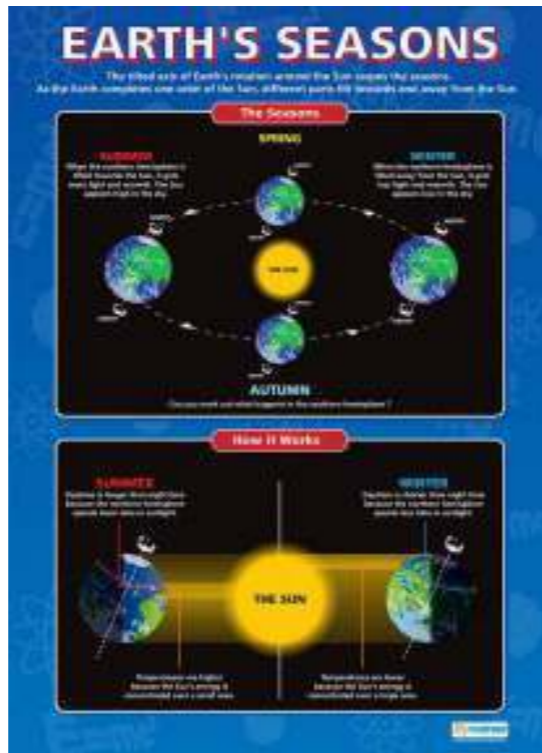
Sound

paberplakat SC045
lamineeritud SC045L




The Earth

paberplakat SC047
lamineeritud SC047L




Earth's Seasons

paberplakat SC046
lamineeritud SC046L



The Moon

paberplakat SC048
lamineeritud SC048L



The Solar System

paberplakat SC049
lamineeritud SC049L



Classification

paberplakat SC051
lamineeritud SC051L




The Sun

paberplakat SC050
lamineeritud SC050L




Habitats

paberplakat SC052
lamineeritud SC052L



Photosynthesis

paberplakat SC053
lamineeritud SC053L




Dissolving

paberplakat SC055
lamineeritud SC055L




Microbes

paberplakat SC054
lamineeritud SC054L



Metals and Non-Metals

paberplakat SC056
lamineeritud SC056L



Magnets

paberplakat SC057
lamineeritud SC057L



Eukaryotic and Prokaryotic Cells

paberplakat SAL001
lamineeritud SAL001L



Energy Resources

paberplakat SC058
lamineeritud SC058L



The Lungs and Gas Exchange

paberplakat SAL002
lamineeritud SAL002L

SURDS

Irrational numbers which involve roots are called **surds**. e.g. $\sqrt{2}$, $\sqrt{5}$

RATIONAL AND IRRATIONAL NUMBERS

Rational numbers are numbers that can be written as a fraction $\frac{a}{b}$ where a and b are integers with no common factor ($b \neq 0$) e.g. 3 , $\frac{1}{2}$

Consequently, irrational numbers are numbers that cannot be written as a fraction $\frac{a}{b}$ where a and b are integers with no common factor ($b \neq 0$) e.g. π , $\sqrt{2}$, $\sqrt{5}$.

REMEMBER

$(a+b)^2 = a^2 + 2ab + b^2$ and in general, $(a+bc+cd+de)^2 = a^2 + b^2 + c^2 + d^2 + e^2 + 2abc + 2acd + 2ade + 2bcd + 2bde + 2cde$

RATIONALISING

An important process used in mathematics is called rationalising the denominator. i.e. making the denominator (bottom) of a fraction rational.

It is useful to remember that $(a+b)(a-b) = a^2 - b^2$

Rationalise the denominator of each of the following:

EXAMPLE: $\frac{1}{\sqrt{2}} = \frac{1 \times \sqrt{2}}{\sqrt{2} \times \sqrt{2}} = \frac{\sqrt{2}}{2}$ $\frac{1}{3+\sqrt{5}} = \frac{1 \times (3-\sqrt{5})}{(3+\sqrt{5})(3-\sqrt{5})} = \frac{3-\sqrt{5}}{9-5} = \frac{3-\sqrt{5}}{4}$

Surds
paberplakat MAL001
lamineeritud MAL001L

STANDARD GRAPHS

The ability to sketch standard graphs is a vital element of mathematics. The following are examples of standard graphs.

A STRAIGHT LINE

A QUADRATIC CURVE

A CUBIC CURVE

AN EXPONENTIAL CURVE

A LOGARITHMIC CURVE

A RECIPROCAL CURVE

TRIGONOMETRIC CURVES

SIN

COS

TAN

A general understanding of curves is often needed but sometimes greater detail is required.

Standard Graphs
paberplakat MAL003
lamineeritud MAL003L

SERIES

A sequence is a set of terms that follow a certain pattern. A series is the sum of a sequence.

ARITHMETIC SERIES

When the terms of a series are generated by adding a fixed quantity to the previous term, the series is called an **arithmetic series**.

The sum of the sequence:

$$3 + 5 + 7 + 9 + \dots$$

is an example of an arithmetic series where successive terms increase by 2.

GEOMETRIC SERIES

When the terms of a series are generated by multiplying the previous term by a fixed quantity, the series is called a **geometric series**.

The sum of the sequence:

$$3 + 6 + 12 + 24 + \dots$$

is an example of a geometric series where successive terms are multiplied by 2.

COMMON DIFFERENCE

The fixed quantity used in an arithmetic series is called the **common difference**.

Notation:

1^{st} term = a
Common difference = 2^{nd} term - 1^{st} term = d
 2^{nd} term = $a + d$
 3^{rd} term = $a + 2d$
 n^{th} term = $a + (n-1)d$

In general the series becomes:

$$a + (a+d) + (a+2d) + (a+3d) + \dots$$

Consequently, the n^{th} term is $a + (n-1)d$ and the sum to n terms is:

$$S_n = \frac{n}{2} [2a + (n-1)d]$$

where d is the difference.

COMMON RATIO

The fixed quantity used in a geometric series is called the **common ratio**.

Notation:

1^{st} term = a
Common ratio = $\frac{2^{nd} \text{ term}}{1^{st} \text{ term}} = r$
 2^{nd} term = $a \cdot r$
 3^{rd} term = $a \cdot r^2$
 n^{th} term = $a \cdot r^{n-1}$

In general the series becomes:

$$a + ar + ar^2 + ar^3 + \dots$$

Consequently, the n^{th} term is $a \cdot r^{n-1}$ and the sum to n terms is:

$$S_n = a \frac{1-r^n}{1-r}$$

In addition, if $n=1$ and $r=1$ then $S_n = \frac{n}{2} [2a]$

Series
paberplakat MAL002
lamineeritud MAL002L

TRANSFORMATION OF GRAPHS

It is important to understand the relationship between changes to the algebraic form of a curve and the effect on the graph of the curve. If you are representing a function, then we can write $y=f(x)$. In the following examples it is important to remember that k is a constant.

If $y=f(x+k)$ then the graph of $y=f(x)$ is translated k units parallel to the y axis.

If $y=f(x-k)$ then the graph of $y=f(x)$ is translated k units parallel to the x axis.

In this case $f(x)$ is translated k units parallel to the y axis.

In this case $f(x)$ is translated k units parallel to the x axis.

If $y=f(kx)$ then the graph of $y=f(x)$ is stretched by a scale factor of k parallel to the y axis.

If $y=f(\frac{x}{k})$ then the graph of $y=f(x)$ is stretched by a scale factor of k parallel to the x axis.

If $y=f(x)$ then the graph of $y=f(x)$ is reflected in the y axis.

If $y=f(x)$ then the graph of $y=f(x)$ is reflected in the x axis.

Transformation of Graphs
paberplakat MAL004
lamineeritud MAL004L

SPECIAL TRIANGLES

There are two special right-angled triangles that have fixed proportions. They are the 30°-60°-90° right-angled triangle and the 45°-45°-90° right-angled triangle.

EQUILATERAL TRIANGLE

Consider an equilateral triangle ABC with each side 2 units in length. If we join a vertex A to the midpoint of the side opposite it, two 30°-60°-90° right-angled triangles are formed.

A simple use of Pythagoras' Theorem in triangle ABM establishes the height of the triangle.

Notes:

$AM = \sqrt{(2^2 - 1^2)} = \sqrt{3}$

Consequently: $\sin 60^\circ = \frac{\sqrt{3}}{2}$ $\sin 30^\circ = \frac{1}{2}$
 $\cos 60^\circ = \frac{1}{2}$ $\cos 30^\circ = \frac{\sqrt{3}}{2}$
 $\tan 60^\circ = \sqrt{3}$ $\tan 30^\circ = \frac{1}{\sqrt{3}}$

ISOSCELES RIGHT-ANGLED TRIANGLE

Consider an isosceles right-angled triangle with equal sides 1 unit in length. The triangle contains two angles of 45° and two equal sides.

Another application of Pythagoras' Theorem establishes the length of the hypotenuse.

Notes:

$AC = \sqrt{(1^2 + 1^2)} = \sqrt{2}$

Consequently: $\sin 45^\circ = \frac{1}{\sqrt{2}}$ $\cos 45^\circ = \frac{1}{\sqrt{2}}$
 $\tan 45^\circ = 1$

Special Triangles
paberplakat MAL005
lamineeritud MAL005L

CORRELATION

Statisticians frequently need to represent pairs of observations (variables) using a scatter diagram. When plotted, these observations may suggest a trend and the term **correlation** is a way of expressing the relationship (association) between the observations.

The measure of this relationship is called the **product moment correlation coefficient**, r . This is a measure of linear relationship.

$$r = \frac{\sum(x_i - \bar{x})(y_i - \bar{y})}{\sqrt{[\sum(x_i - \bar{x})^2] \sum(y_i - \bar{y})^2}}$$

These formulae may be provided in information booklets for use during exams. Scientific calculators may also have the calculation of r as a function.

CORRELATION EXAMPLES

Prior to calculating the value of r it is essential to plot the observations on a scatter diagram. Calculating r is not useful if extracting non-linear relationships.

REMEMBER

A correlation coefficient only measures agreement between observations and not the cause of the agreement. Further investigation would be needed to establish the cause.

Correlation
paberplakat MAL007
lamineeritud MAL007L

CIRCULAR MEASURE

Angles are not always measured in degrees. There are times when other units are used.

RADIANS

In mathematics, it is sometimes easier to use the radian as a measure of angle in preference to the degree.

One radian is defined as the angle subtended at the centre of a circle by an arc equal in length to the radius.

$1 \text{ radian} = 1 \text{ rad} = 1^r$

RELATIONSHIPS

What is the relationship between the degree and the radian?

$$180^\circ = \pi \text{ rad} = \pi^r$$

The relationship between the degree and the radian can also be expressed as follows:

$$90^\circ = \frac{\pi}{2} \text{ rad}$$

$$45^\circ = \frac{\pi}{4} \text{ rad}$$

$$1^\circ = \frac{\pi}{180} \text{ rad}$$

$$1 \text{ rad} = \frac{180^\circ}{\pi}$$

Length of minor arc $AB = r\theta$ where θ is in radians.

Area of minor sector $AOB = \frac{1}{2}r^2\theta$ where θ is in radians.

Circular Measure
paberplakat MAL006
lamineeritud MAL006L

LINEAR REGRESSION

In an experiment you may be confident that there is an underlying relationship between two variables. Consequently, you may need to establish the equation of this linear relationship.

For example: $y = ax + b$ where x and y are population values. The area x is called the **independent variable** (sometimes called the **explanatory variable**), and the area y is called the **dependent variable** (sometimes called the **response variable**). It is assumed that the values of the independent variable are accurate but the values of the dependent variable are subject to error.

To obtain the equation of the best linear regression line of y on x , we use:

$$a = \frac{\sum(x_i - \bar{x})(y_i - \bar{y})}{\sum(x_i - \bar{x})^2} \text{ and } b = \bar{y} - a\bar{x}$$

It can be tested at different speeds and the corresponding rates of fuel consumption are measured.

Speed (km/h)	20	30	40	50	60
Fuel consumption (litres/100km)	52.8	52.8	48.2	45.7	37.1

Check for linearity by plotting values on a scatter diagram.

Calculate \bar{x} and \bar{y} :

$$\bar{x} = \frac{20 + 30 + 40 + 50 + 60}{5} = 40$$


$$\bar{y} = \frac{52.8 + 52.8 + 48.2 + 45.7 + 37.1}{5} = 47.34$$

Best square regression line of y on x is:

$$y = 77.36 - 0.717x$$


Note: The line passes through (\bar{x}, \bar{y}) .

Linear Regression
paberplakat MAL008
lamineeritud MAL008L




Binomial Distribution

paberplakat MAL009
lamineeritud MAL009L



Normal Distribution

paberplakat MAL010
lamineeritud MAL010L




Equivalence

paberplakat MA001
lamineeritud MA001L



Facts About Figures

paberplakat MA002
lamineeritud MA002L



Figures are Fun

paberplakat MA003
lamineeritud MA003L



Fractions / Dec. / %

paberplakat MA004
lamineeritud MA004L



Know Your Numbers

paberplakat MA005
lamineeritud MA005L



Pascal's Triangle

paberplakat MA007
lamineeritud MA007L



Multiplication Chart

paberplakat MA006
lamineeritud MA006L



Penny Poster

paberplakat MA008
lamineeritud MA008L



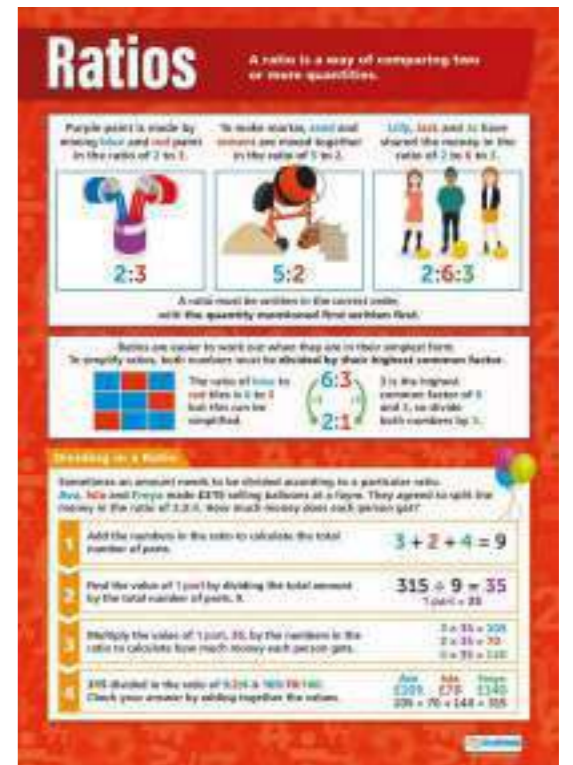
Prime Numbers

paberplakat MA009
lamineeritud MA009L



Roman Numerals

paberplakat MA011
lamineeritud MA011L




Ratio

paberplakat MA010
lamineeritud MA010L



Signs and Words

paberplakat MA012
lamineeritud MA012L



Simple Fractions

paberplakat MA013
lamineeritud MA013L



Times Tables (1-6)

paberplakat MA015
lamineeritud MA015L



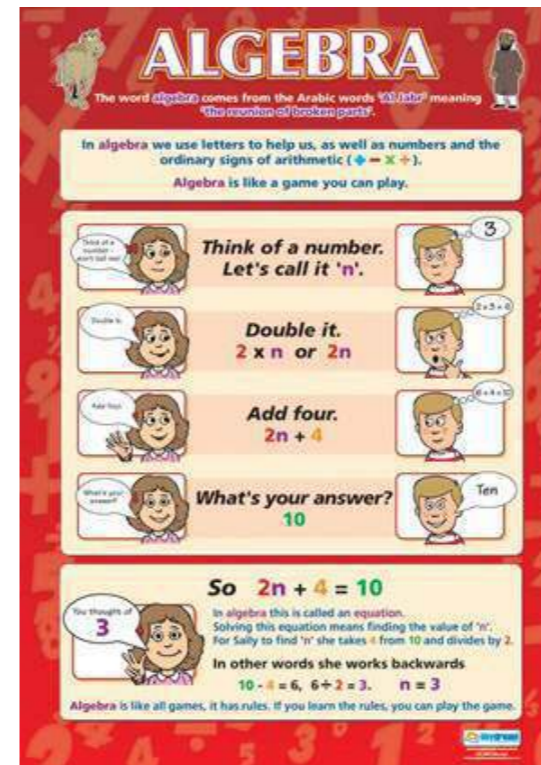
Simple Percentages

paberplakat MA014
lamineeritud MA014L




Times Tables (7-12)

paberplakat MA016
lamineeritud MA016L



Algebra

paberplakat MA017
lamineeritud MA017L




Graphs & Co-ordinates

paberplakat MA019
lamineeritud MA019L



Algebra Info

paberplakat MA018
lamineeritud MA018L



Graphs and their Equations

paberplakat MA020
lamineeritud MA020L

Powers

A power, also known as an index or exponent, is a type of shorthand that shows how many times a number should be multiplied by itself.

4³ Power 4³ is 4 to the power of 3 (read 4 cubed)

$4 \times 4 \times 4$
so $4^3 = 64$

Rules for Indices

Multiplying	Dividing
When like terms with powers are multiplied, the powers are added. $x^2 \times x^3 = x^5$ $2^4 \times 2^5 = 2^9$ $3^2 \times 3^3 = 3^5$ $5^1 \times 5^4 = 5^5$	When like terms with powers are divided, the powers are subtracted. $x^5 \div x^2 = x^3$ $2^7 \div 2^3 = 2^4$ $3^6 \div 3^2 = 3^4$ $5^8 \div 5^4 = 5^4$
Powers of Powers	Roots
When a power is raised to a power, multiply the powers. $(x^2)^3 = x^{2 \times 3} = x^6$ $(2^3)^4 = 2^{3 \times 4} = 2^{12}$ $(5^2)^3 = 5^{2 \times 3} = 5^6$ $(3 \times 5)^2 = 3^2 \times 5^2 = 9 \times 25 = 225$	To find the root of a term, divide the power. $x^6 \div x^2 = x^3$ $2^{12} \div 2^3 = 2^9$ $3^6 \div 3^2 = 3^4$ $5^8 \div 5^4 = 5^4$ $3^6 \div 3^2 = 3^4$

Important! These rules do not apply to unlike terms such as $x^2 \times x^3$ or $4^2 \times 5^3$

Rules for Powers: One and Zero

Raising to the power of one is the same as the number itself. $x^1 = x$ $7^1 = 7$	Raising to the power of zero is 1. $x^0 = 1$ $4^0 = 1$	One raised to any power is one. $1^n = 1$ $1^{25} = 1$
---	--	--

Rules for Indices

paberplakat MA021
lamineeritud MA021L

Three-Figure Bearings

A bearing is the direction of travel measured clockwise from the north line. All bearings are written using three figures (e.g. 090° rather than 90°).

To find the bearing of the boat from the lighthouse station, follow the steps outlined below.

- Draw the north line at the lighthouse station (L).
- Draw a line from the lighthouse station to the boat.
- Measure the angle clockwise from the north line.

The size of the angle is 90°. Therefore, the three-figure bearing of the boat from the lighthouse station is 090°.

3 Figure Bearings

paberplakat MA023
lamineeritud MA023L

TRAVEL GRAPHS

On a travel graph (or distance / time graph) distance is measured up the vertical (y) axis and time along the horizontal (x) axis. The steeper the slope the faster the speed. A flat section indicates the time you are stationary.

The graph above tells this story:

- John set off for a cycle ride at 8.00 am. His speed was 12 kmph.
- After half an hour he had a puncture.
- It took 15 minutes to repair.
- He continued on his journey at a rate of 8 kmph.
- At 11.00 am he returned home without stopping, arriving back at 12.45 pm. His approximate speed home was 7 kmph.

Travel Graphs

paberplakat MA022
lamineeritud MA022L

Angle Properties

Take a triangle **Sum of its angles** **They add up to 180°**

Take a quadrilateral **Sum of its angles** **They add up to 360°**

Angle Properties of Parallel Lines

Corresponding Angles **Vertically Opposite Angles**

Alternate Angles **Interior Angles**

Angle Properties

paberplakat MA025
lamineeritud MA025L

ANGLES AND THEIR MEASUREMENT

The turn or rotation between two meeting lines is called an angle and is measured in degrees. A protractor is used to measure angles.

There are 360° (degrees) in 1 complete rotation, 180° in half a rotation and 90° in a quarter rotation.

ACUTE ANGLES **RIGHT ANGLES**

OBTUSE ANGLES **REFLEX ANGLES**

To draw an angle of 30° (degrees) using a 180° protractor:

- Draw a horizontal line.
- Place the center of the protractor on the line.
- Mark a point at 30°.
- Draw a line from the center to the point.

Angles and their Measurement

paberplakat MA026
lamineeritud MA026L

ANGLES OF ELEVATION AND DEPRESSION

The tangent formula is used to calculate angles of elevation and depression.

FINDING THE HEIGHT OF A TREE

The angle of elevation (θ) can be used to calculate the height of objects, such as trees.

In the diagram below, the observer is 20 metres from the tree, and the angle of elevation from where she is standing to the top of the tree is 40°.

tan θ = Opposite / Adjacent tan θ = Height of tree / Distance from tree

tan 40° = Height of tree / 20 m

Height = 20 × tan 40°
Height = 16.58 m

A clinometer is used for a theodolite to find the angle of elevation. Using trigonometry she can calculate the height of the tree, allowing it to be felled safely.

Angles of Elevation and Depress

paberplakat MA024
lamineeritud MA024L

AREA AND PERIMETER

The perimeter is the total distance around the outer edge. The area of a figure is the amount of space inside the perimeter.

SQUARE

The AREA of the square is: $10 \times 10 = 100$ square cm (100cm²)

The PERIMETER of the square is: $10 + 10 + 10 + 10 = 40$ cm

In short: AREA = L x L = L²
PERIMETER = L + L + L + L = 4L

RECTANGLE

The AREA of the rectangle is: $6 \times 12 = 72$ square cm (72cm²)

The PERIMETER of the rectangle is: $6 + 12 + 6 + 12 = 36$ cm

In short: AREA = L x W and PERIMETER = L + W + L + W = 2L + 2W

OTHER SHAPES

When measuring more complex shapes, break them down into basic shapes.

AREA A = 1 x 10 = 10cm²
AREA B = 3 x 3 = 9cm²
AREA TOTAL = 19cm²

PERIMETER = 10 + 5 + 5 + 5 + 10 = 45cm

Area and Perimeter

paberplakat MA027
lamineeritud MA027L

Circle Properties

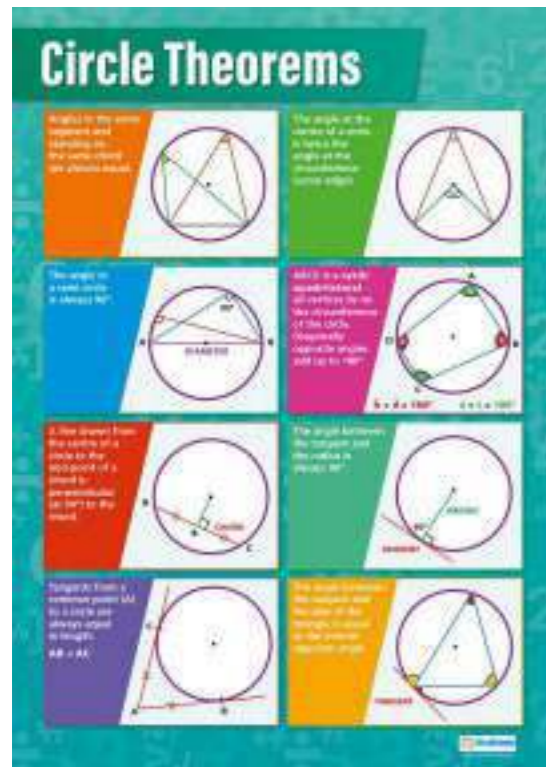
Radius **Chord** **Center** **Perimeter**

Area **π** **3.14**

Area = π × Radius × Radius (A = πr²)

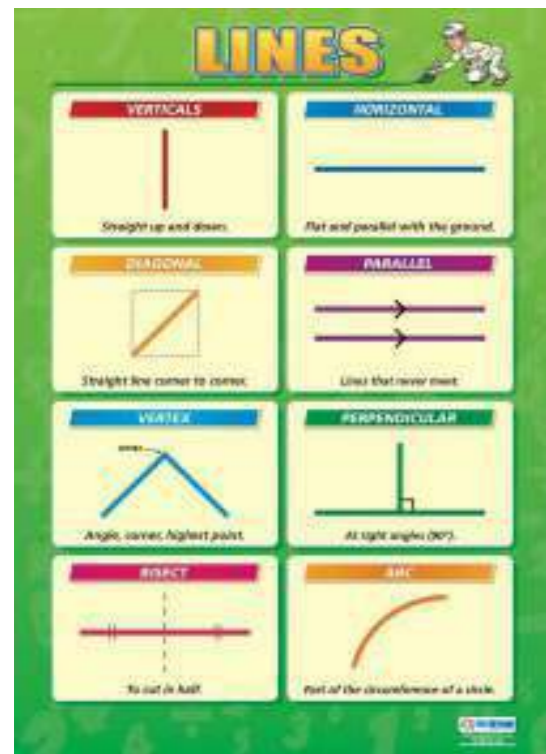
Circle Properties

paberplakat MA028
lamineeritud MA028L



Circle Theorems

paberplakat MA029
lamineeritud MA029L



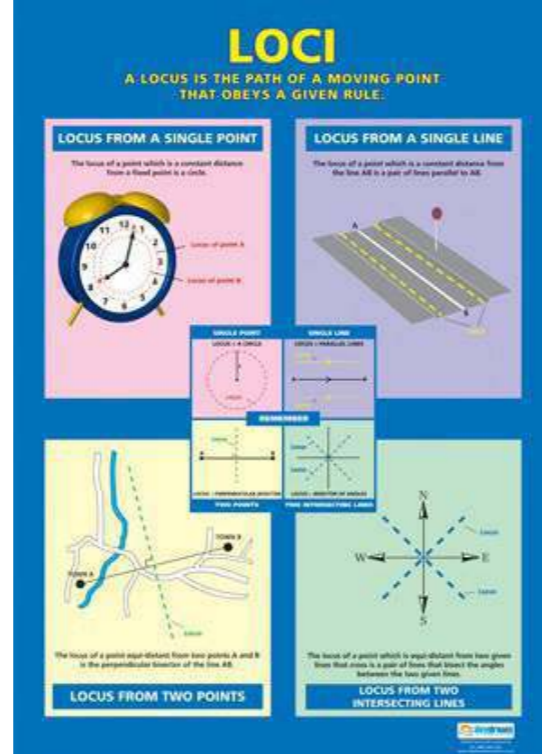
Lines

paberplakat MA031
lamineeritud MA031L



Get in Shape

paberplakat MA030
lamineeritud MA030L




Loci

paberplakat MA032
lamineeritud MA032L



Measurement

paberplakat MA033
lamineeritud MA033L



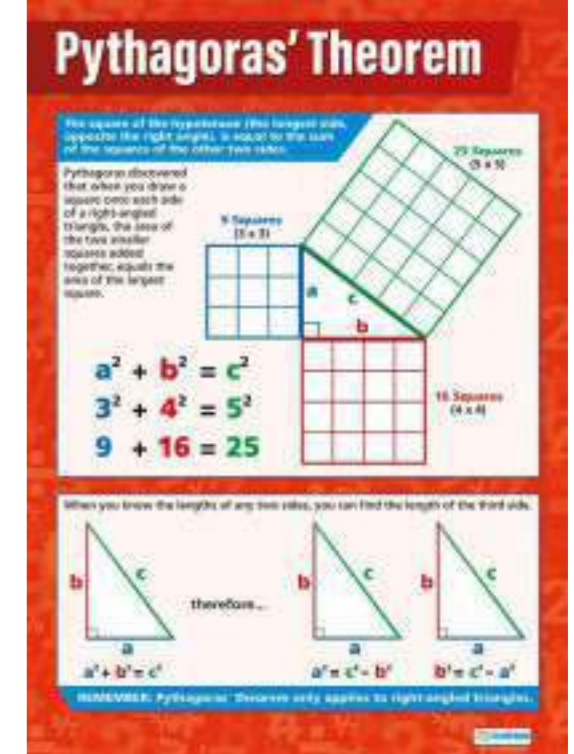
Polygons

paberplakat MA035
lamineeritud MA035L




Measurement Conversion

paberplakat MA034
lamineeritud MA034L



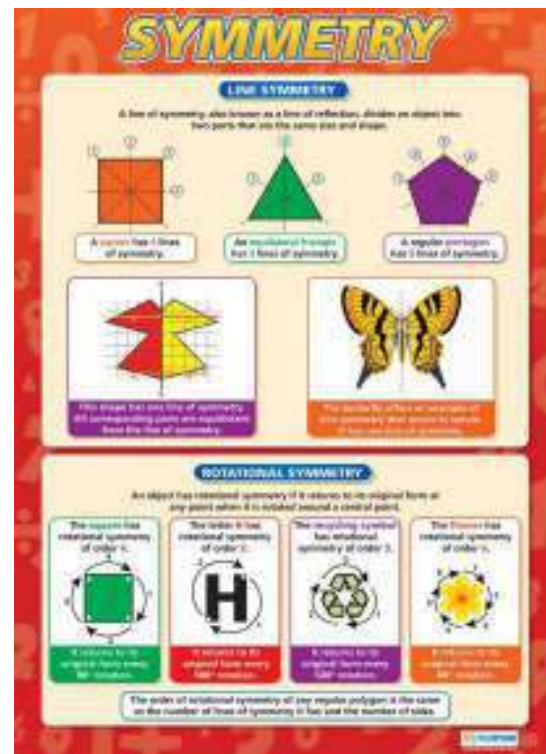
Pythagoras' Theorem

paberplakat MA036
lamineeritud MA036L



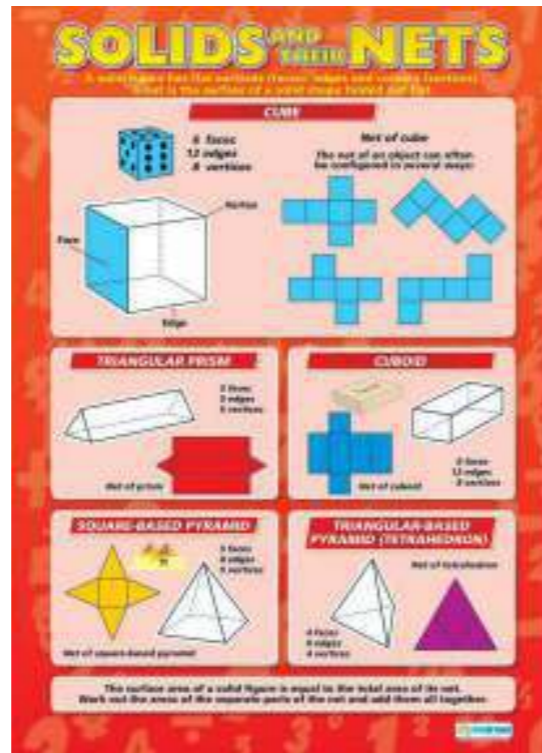
Quadrilaterals

paberplakat MA037
lamineeritud MA037L



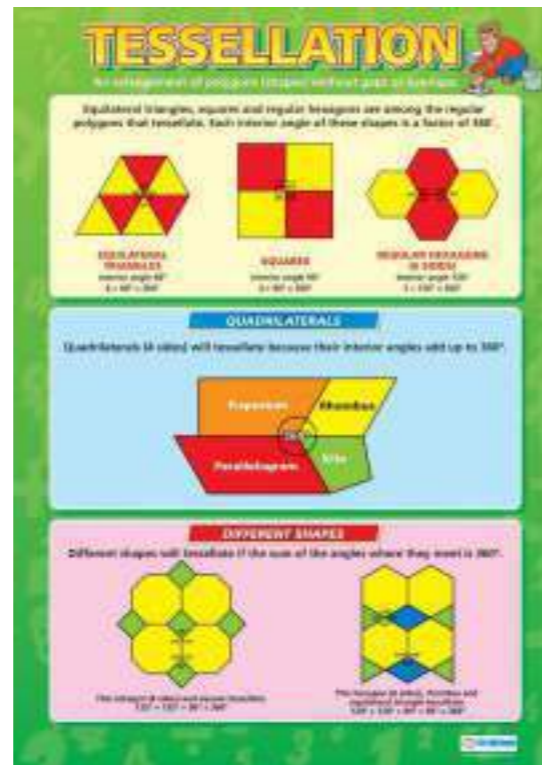
Symmetry

paberplakat MA039
lamineeritud MA039L



Solids and their Nets

paberplakat MA038
lamineeritud MA038L



Tessellation

paberplakat MA040
lamineeritud MA040L




Time

paberplakat MA041
lamineeritud MA041L



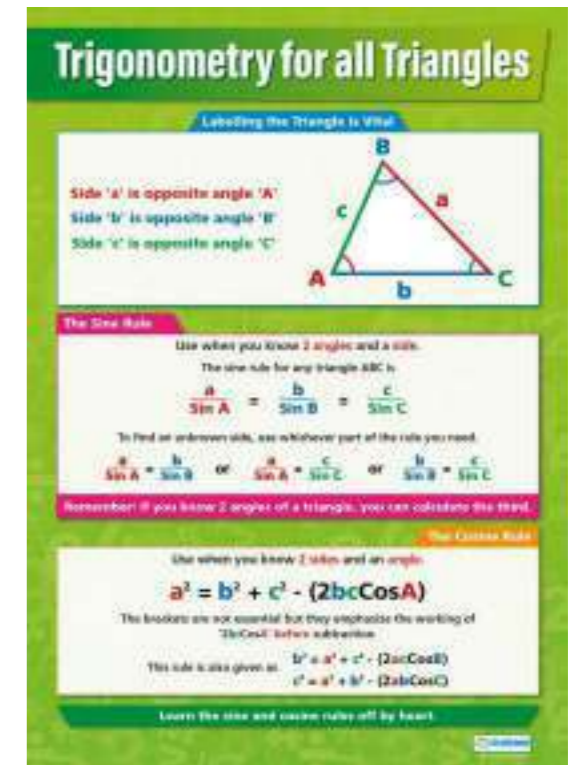
Trigonometry

paberplakat MA043
lamineeritud MA043L




Transformations

paberplakat MA042
lamineeritud MA042L



Trigonometry for all Triangles

paberplakat MA044
lamineeritud MA044L



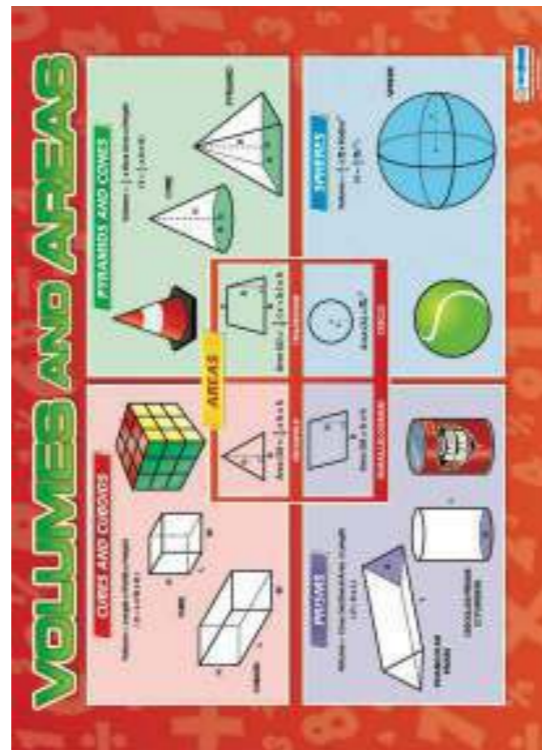
Types of Triangles

paberplakat MA045
lamineeritud MA045L



Averages

paberplakat MA047
lamineeritud MA047L




Volumes and Areas

paberplakat MA046
lamineeritud MA046L



Displaying Data

paberplakat MA048
lamineeritud MA048L



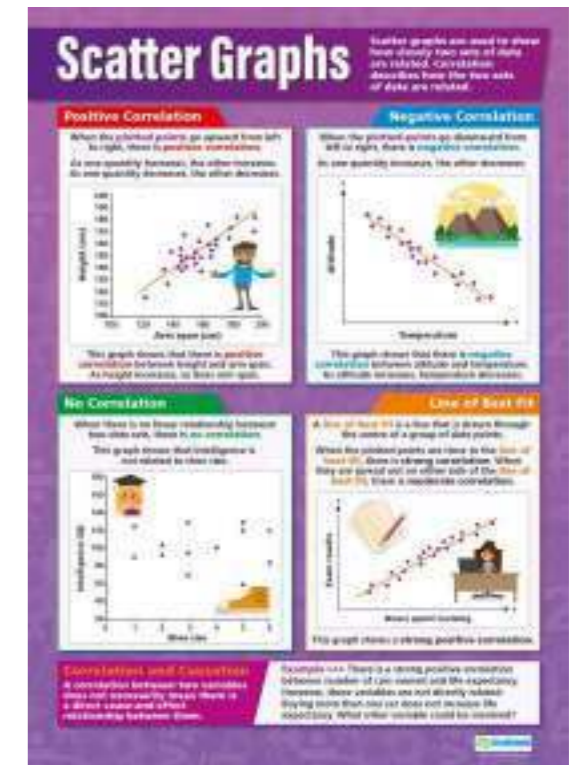
Probability

paberplakat MA049
lamineeritud MA049L



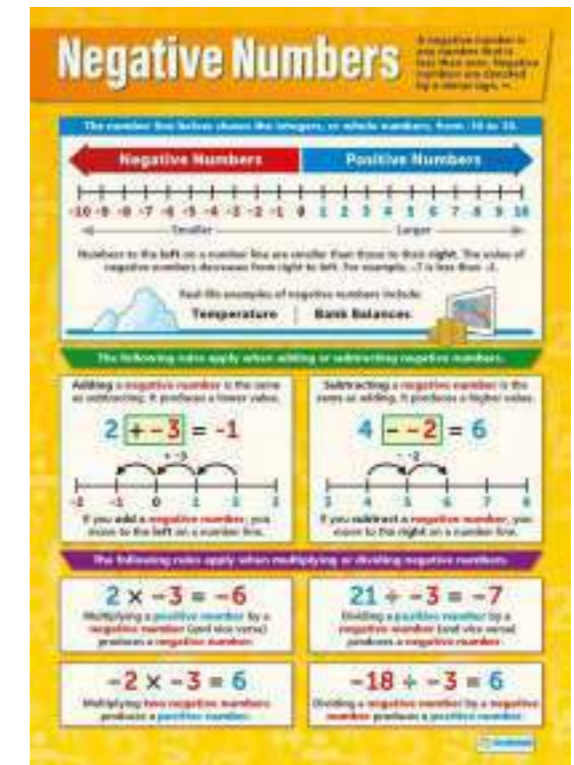
Rounding Numbers

paberplakat MA051
lamineeritud MA051L



Scatter Graphs

paberplakat MA050
lamineeritud MA050L



Negative Numbers

paberplakat MA053
lamineeritud MA053L



Long Multiplication

paberplakat MA054
lamineeritud MA054L




Order of Operations

paberplakat MA056
lamineeritud MA056L




Short Division

paberplakat MA055
lamineeritud MA055L



Simplifying & Ordering Fractions

paberplakat MA057
lamineeritud MA057L




Adding & Subtracting Fractions

paberplakat MA058
lamineeritud MA058L



Addition and Subtraction

paberplakat MA060
lamineeritud MA060L



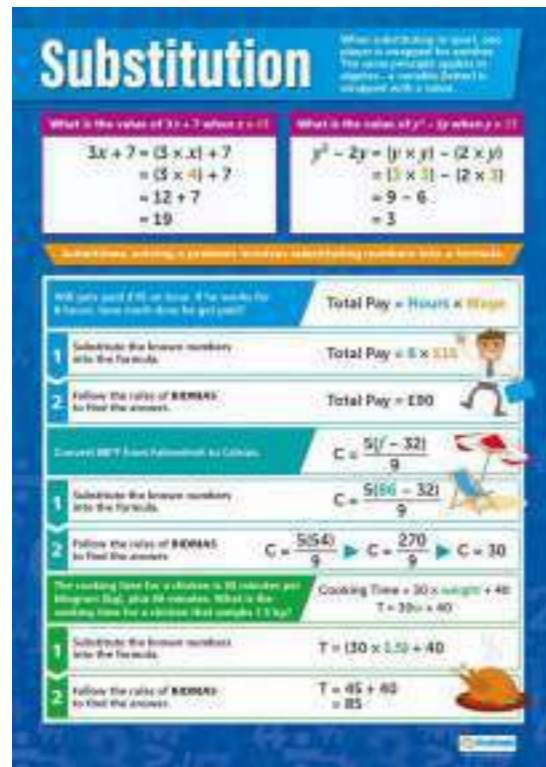
Times Tables 1-12

paberplakat MA059
lamineeritud MA059L



Solving Equations

paberplakat MA061
lamineeritud MA061L



Substitution

paberplakat MA062
 lamineeritud MA062L




Generating the Terms of Sequence

paberplakat MA064
 lamineeritud MA064L



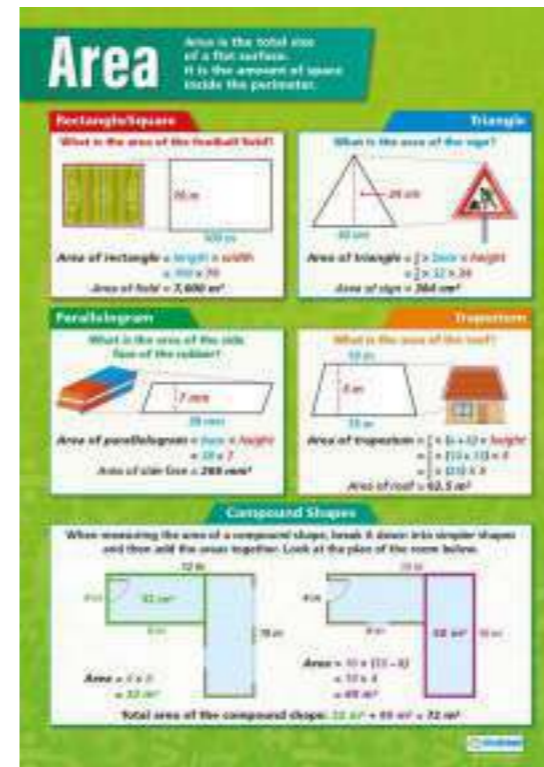
Straight Line Graphs

paberplakat MA063
 lamineeritud MA063L




Rearranging Formulae

paberplakat MA065
 lamineeritud MA065L




Area

paberplakat MA066
 lamineeritud MA066L



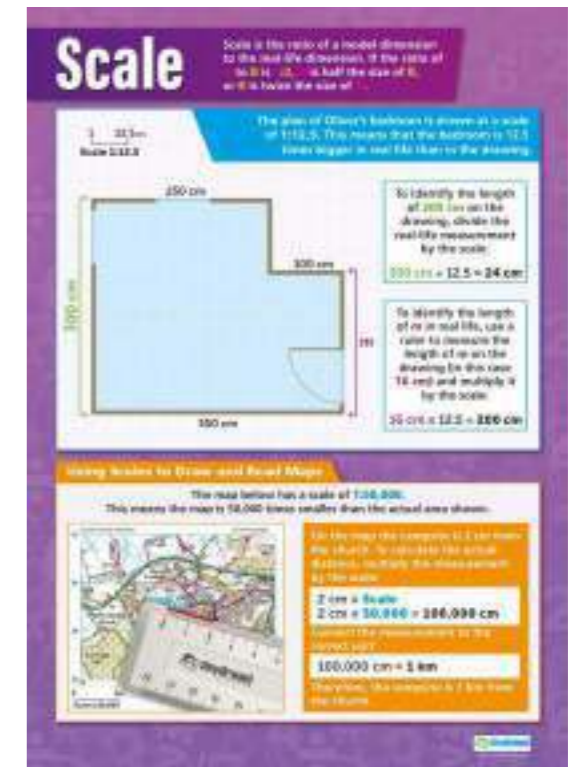
Nets and Surface Area

paberplakat MA068
 lamineeritud MA068L



Volume

paberplakat MA067
 lamineeritud MA067L



Scale

paberplakat MA069
 lamineeritud MA069L



Direct and Inverse Proportion

paberplakat MA070
lamineeritud MA070L



Mathematical Formulae

paberplakat MA071
lamineeritud MA071L



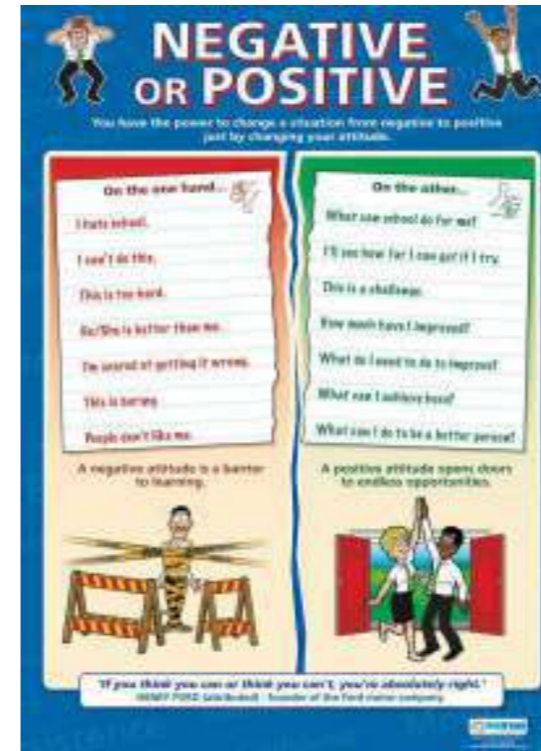
Motivation

paberplakat MOT001
lamineeritud MOT001L



Self-Esteem

paberplakat MOT002
lamineeritud MOT002L



Positive or Negative

paberplakat MOT003
lamineeritud MOT003L



Persistence

paberplakat MOT004
lamineeritud MOT004L



Values

paberplakat MOT005
lamineeritud MOT005L



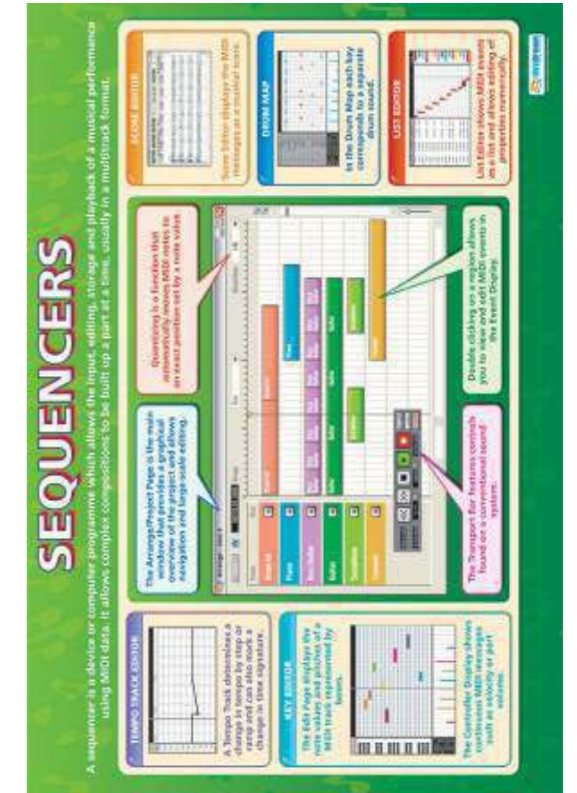
Teamwork

paberplakat MOT007
lamineeritud MOT007L



Mixing Desk

paberplakat MT003
lamineeritud MT003L



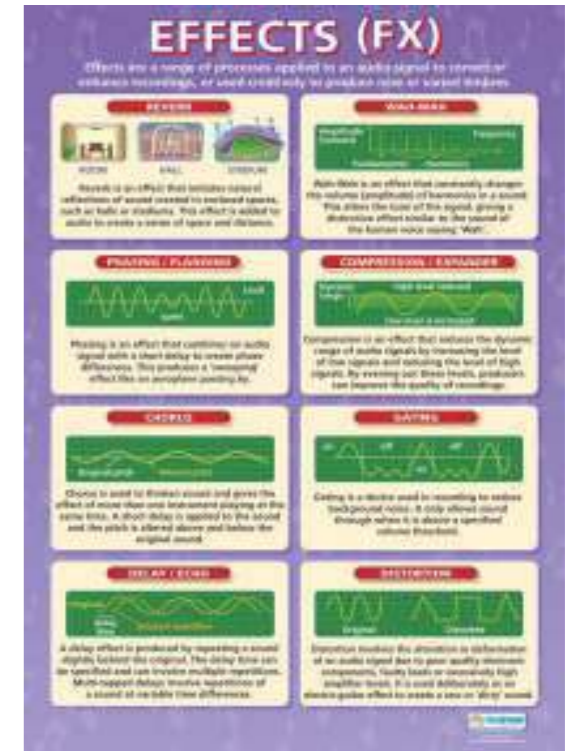
Sequencers

paberplakat MT004
lamineeritud MT004L



Midi

paberplakat MT005
lamineeritud MT005L




Effects

paberplakat MT006
lamineeritud MT006L



Musical Elements

paberplakat MU001
lamineeritud MU001L



Structure

paberplakat MU002
lamineeritud MU002L



Dynamics

paberplakat MU005
lamineeritud MU005L



Tempo

paberplakat MU006
lamineeritud MU006L



Texture

paberplakat MU003
lamineeritud MU003L



Timbre

paberplakat MU007
lamineeritud MU007L



Duration

paberplakat MU004
lamineeritud MU004L



Pitch

paberplakat MU008
lamineeritud MU008L



Music Symbols

paberplakat MU009
lamineeritud MU009L



Sharps and Flats

paberplakat MU011
lamineeritud MU011L



Musical Notes

paberplakat MU010
lamineeritud MU010L



Kodaly

paberplakat MU013
lamineeritud MU013L



The Orchestra

paberplakat MU014
lamineeritud MU014L



Chords

paberplakat MU012
lamineeritud MU012L



The String Family

paberplakat MU015
lamineeritud MU015L



The Brass Family

paberplakat MU016
lamineeritud MU016L



The Woodwind Family (part 1)

paberplakat MU017
lamineeritud MU017L



The Percussion Family

paberplakat MU019
lamineeritud MU019L



The Woodwind Family (part 2)

paberplakat MU018
lamineeritud MU018L



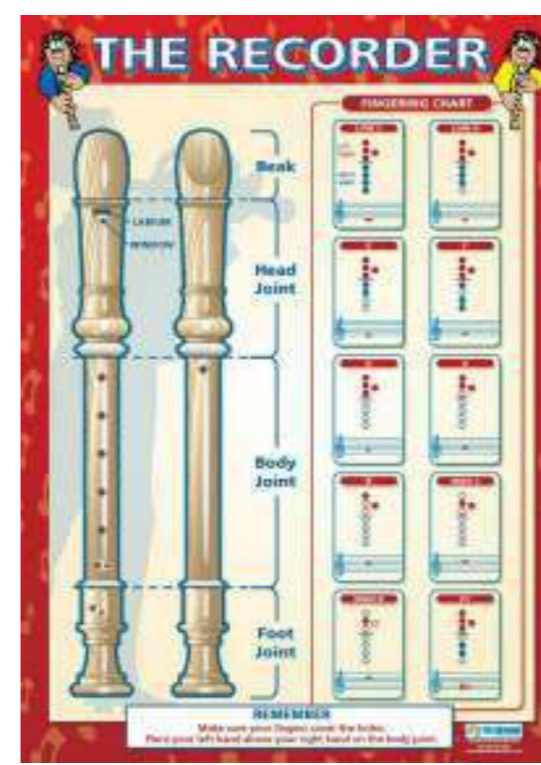
Voices

paberplakat MU020
lamineeritud MU020L



Instruments of the World

paberplakat MU021
lamineeritud MU021L



The Recorder

paberplakat MU023
lamineeritud MU023L



The Guitar

paberplakat MU022
lamineeritud MU022L



Musical Periods

paberplakat MU024
lamineeritud MU024L



Medieval

paberplakat MU025
lamineeritud MU025L




Baroque

paberplakat MU027
lamineeritud MU027L




Renaissance

paberplakat MU026
lamineeritud MU026L



Classical

paberplakat MU028
lamineeritud MU028L



Romantic

paberplakat MU029
lamineeritud MU029L



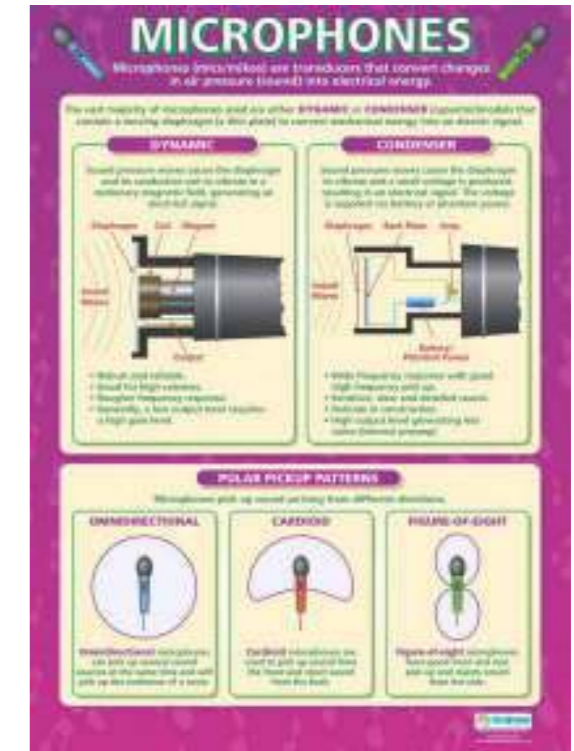
The Recording Process

paberplakat MT001
lamineeritud MT001L



Modern

paberplakat MU030
lamineeritud MU030L



Microphones

paberplakat MT002
lamineeritud MT002L



Acting Skills

paberplakat DR001
lamineeritud DR001L



Acting Activities

paberplakat DR003
lamineeritud DR003L



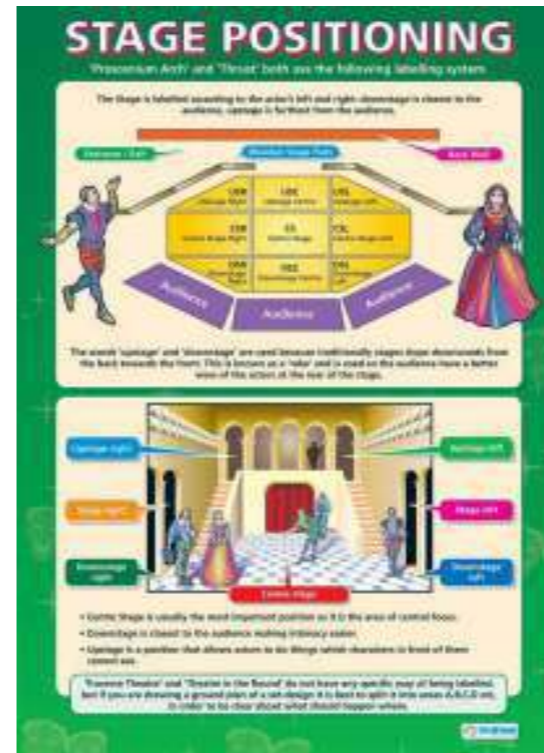
Performing a Character

paberplakat DR002
lamineeritud DR002L



Acting Terms

paberplakat DR004
lamineeritud DR004L



Stage Positioning

paberplakat DR005
lamineeritud DR005L




Drama Practitioners

paberplakat DR007
lamineeritud DR007L



Writing a Play script

paberplakat DR006
lamineeritud DR006L



Creating a Theatre Set

paberplakat DR008
lamineeritud DR008L



Improving your Directing Skills

paberplakat DR009
lamineeritud DR009L



Greek Theatre

paberplakat DR011
lamineeritud DR011L



Types of Staging

paberplakat DR010
lamineeritud DR010L



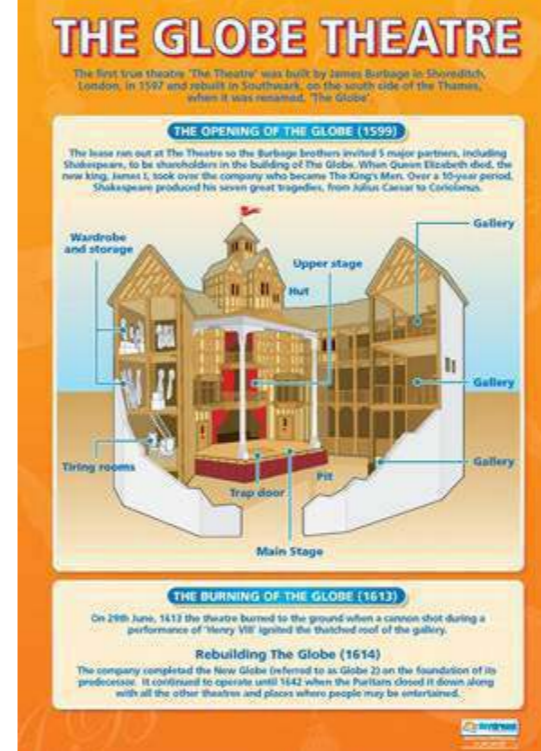
Theatrical Terms

paberplakat DR012
lamineeritud DR012L




Studying Drama as Literature

paberplakat DR013
lamineeritud DR013L



The Globe Theatre

paberplakat DR015
lamineeritud DR015L



The Plays of William Shakespeare

paberplakat DR014
lamineeritud DR014L



Devising Techniques

paberplakat DR016
lamineeritud DR016L



Writing a Theatre Review

paberplakat DR017
lamineeritud DR017L



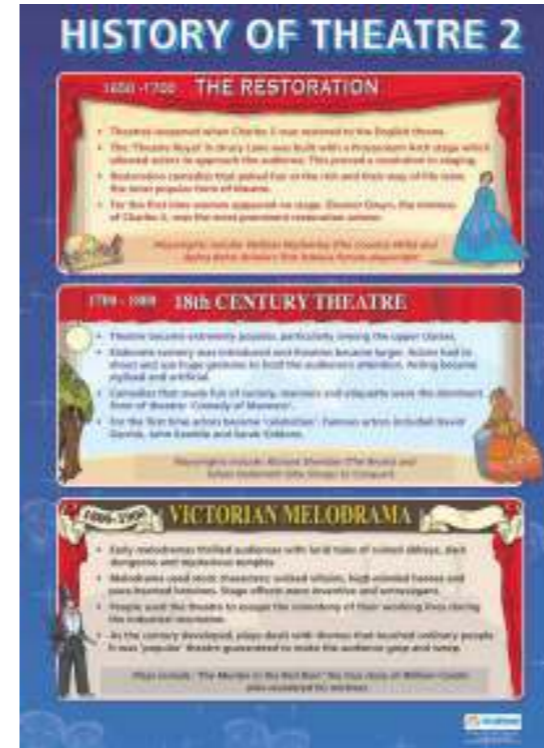
Stage Lighting

paberplakat DR019
lamineeritud DR019L



Drama Practitioners 2

paberplakat DR018
lamineeritud DR018L



History of Theatre 2

paberplakat DR021
lamineeritud DR021L



20th Century Theatre

paberplakat DR022
lamineeritud DR022L



History of Theatre 1

paberplakat DR020
lamineeritud DR020L



Styles of Musical Theatre

paberplakat DR023
lamineeritud DR023L



Musical Theatre Skills

paberplakat DR024
lamineeritud DR024L



History of Musical Theatre 1

paberplakat DR025
lamineeritud DR025L



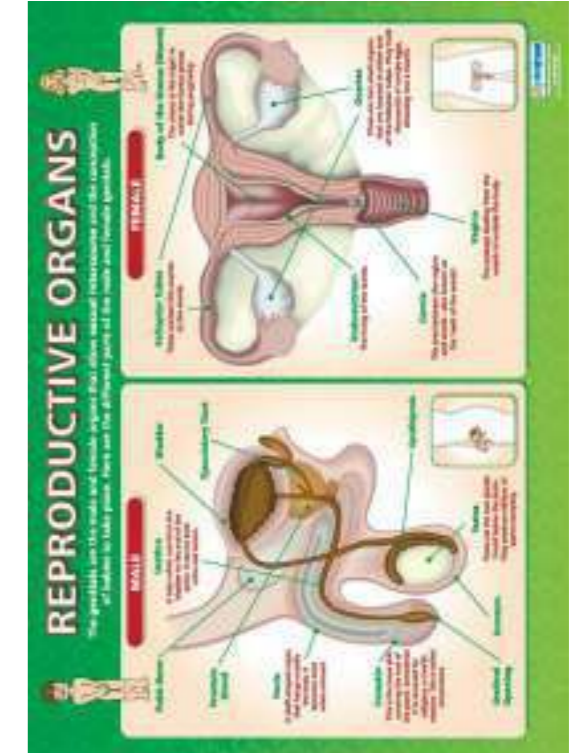
History of Musical Theatre 2

paberplakat DR026
lamineeritud DR026L



The Family

paberplakat CHD001
lamineeritud CHD001L



Reproductive Organs

paberplakat CHD002
lamineeritud CHD002L



Contraception

paberplakat CHD003
lamineeritud CHD003L



Pregnancy

paberplakat CHD004
lamineeritud CHD004L



Nutrition

paberplakat CHD005
lamineeritud CHD005L



Feeding

paberplakat CHD006
lamineeritud CHD006L



Emotional Development

paberplakat CHD009
lamineeritud CHD009L



Social Development

paberplakat CHD010
lamineeritud CHD010L



Physical Development

paberplakat CHD007
lamineeritud CHD007L



Intellectual Development

paberplakat CHD008
lamineeritud CHD008L



Play

paberplakat CHD011
lamineeritud CHD011L



Safety

paberplakat CHD012
lamineeritud CHD012L



Cognitive Psychology

paberplakat PSY001
lamineeritud PSY001L



Social Psychology

paberplakat PSY003
lamineeritud PSY003L



Biological Psychology

paberplakat PSY002
lamineeritud PSY002L




Behavioural Psychology

paberplakat PSY004
lamineeritud PSY004L



Psychodynamic Psychology

paberplakat PSY005
lamineeritud PSY005L



Holism Vs Reductionism

paberplakat PSY007
lamineeritud PSY007L




Nature Vs Nurture

paberplakat PSY006
lamineeritud PSY006L



Free Will Vs Determinism

paberplakat PSY008
lamineeritud PSY008L



Research Methods: Experimental Methods

paberplakat PSY009
lamineeritud PSY009L



Biases

paberplakat PSY011
lamineeritud PSY011L



Research Methods: Non-Experimental Methods

paberplakat PSY010
lamineeritud PSY010L



Psychology as a Science

paberplakat PSY012
lamineeritud PSY012L



Reliability and Validity

paberplakat PSY013
lamineeritud PSY013L



Abnormal Psychology

paberplakat PSY015
lamineeritud PSY015L



Selecting a Statistical Test

paberplakat PSY014
lamineeritud PSY014L



Sports Psychology

paberplakat PSY016
lamineeritud PSY016L



Forensic Psychology

paberplakat PSY017
lamineeritud PSY017L



Personality

paberplakat PSY019
lamineeritud PSY019L



Stress

paberplakat PSY018
lamineeritud PSY018L



Relationships

paberplakat PSY020
lamineeritud PSY020L



What is Sociology?

paberplakat SOC001
lamineeritud SOC001L



Reliability and Validity

paberplakat SOC003
lamineeritud SOC003L



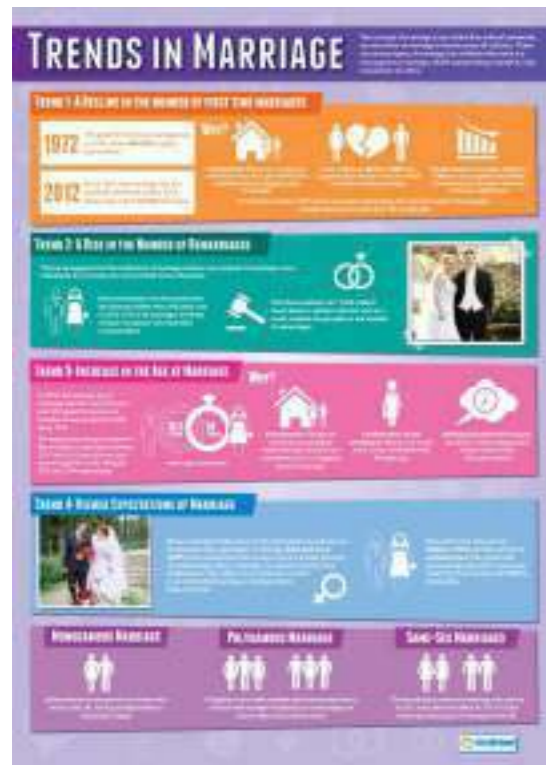
Research Methods

paberplakat SOC002
lamineeritud SOC002L



Family Diversity

paberplakat SOC004
lamineeritud SOC004L



Trends in Marriage

paberplakat SOC005
lamineeritud SOC005L



Family Roles and Responsibilities

paberplakat SOC007
lamineeritud SOC007L



Perspectives On Family

paberplakat SOC006
lamineeritud SOC006L



Family Trends and Demographics

paberplakat SOC008
lamineeritud SOC008L



Gender Class and Ethnicity in Education

paberplakat SOC009
lamineeritud SOC009L



History of Education

paberplakat SOC011
lamineeritud SOC011L



Influence of Schools

paberplakat SOC010
lamineeritud SOC010L



Primary and Secondary socialisation

paberplakat SOC012
lamineeritud SOC012L



Meet the classes

paberplakat SOC013
lamineeritud SOC013L



Distribution of Crime

paberplakat SOC015
lamineeritud SOC015L



Identity

paberplakat SOC014
lamineeritud SOC014L



Theories of Crime

paberplakat SOC016
lamineeritud SOC016L




Subculture Explanations of crime

paberplakat SOC017
lamineeritud SOC017L



Wealth and Poverty

paberplakat SOC019
lamineeritud SOC019L



Feminism in history

paberplakat SOC018
lamineeritud SOC018L



Theories of inequality

paberplakat SOC020
lamineeritud SOC020L



Dance Dictionary

paberplakat DAN001
lamineeritud DAN001L



Styles of Dance

paberplakat DAN002
lamineeritud DAN002L



Creating a Dance Motif

paberplakat DAN005
lamineeritud DAN005L



Developing a Dance

paberplakat DAN006
lamineeritud DAN006L



Action Words

paberplakat DAN003
lamineeritud DAN003L



Dance Stimuli

paberplakat DAN004
lamineeritud DAN004L



Formations in Dance

paberplakat DAN007
lamineeritud DAN007L



Plan, Perform, Evaluate

paberplakat DAN008
lamineeritud DAN008L



The Design Process

paberplakat DT001
lamineeritud DT001L



Research

paberplakat DT002
lamineeritud DT002L



Wood

paberplakat DT005
lamineeritud DT005L



Manufactured Board

paberplakat DT006
lamineeritud DT006L



Plastics

paberplakat DT003
lamineeritud DT003L



Metal

paberplakat DT004
lamineeritud DT004L



Mechanisms

paberplakat DT007
lamineeritud DT007L



Lever and Linkage

paberplakat DT008
lamineeritud DT008L



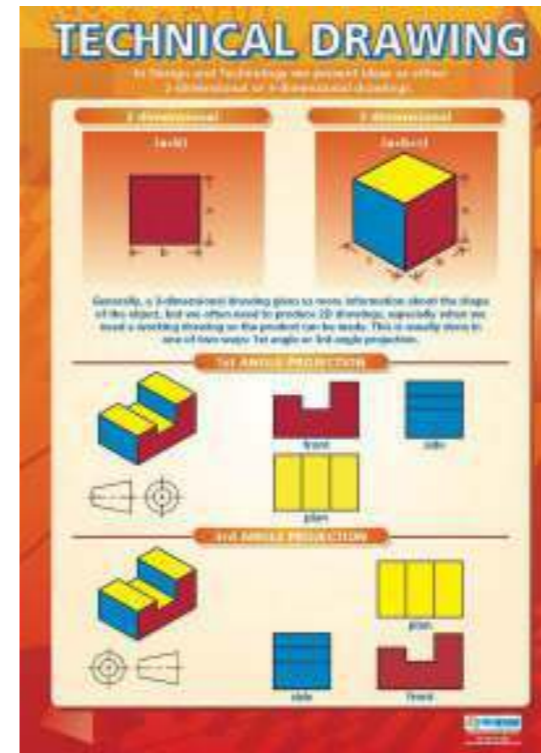
Gears

paberplakat DT009
lamineeritud DT009L



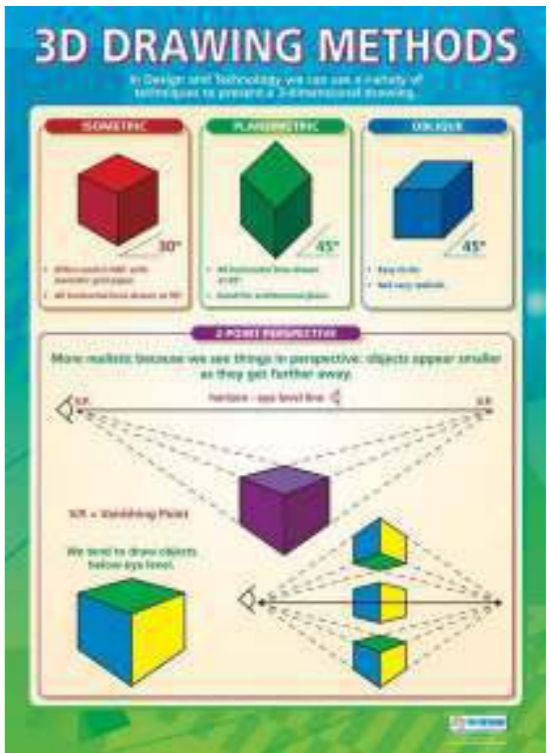
Types of Structures

paberplakat DT010
lamineeritud DT010L



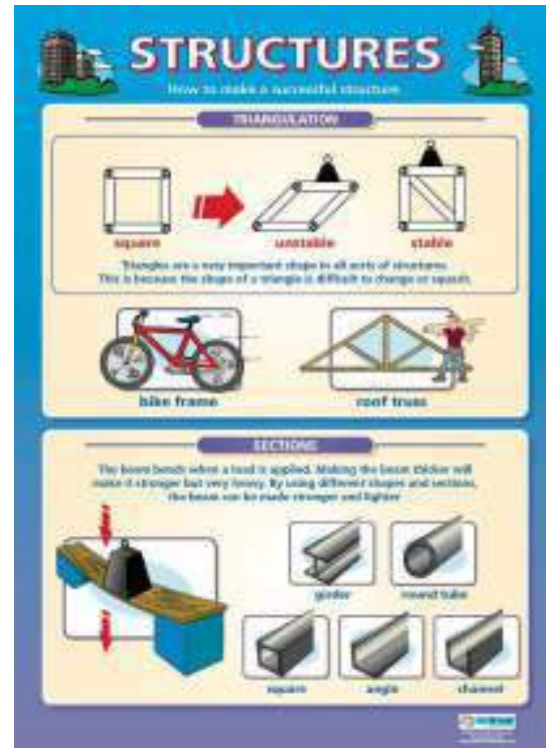
Technical Drawing

paberplakat DT013
lamineeritud DT013L



3D Drawing Methods

paberplakat DT014
lamineeritud DT014L



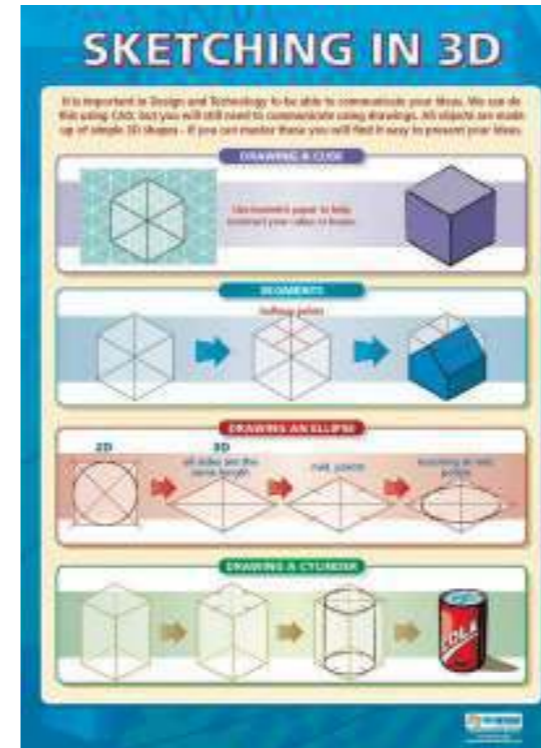
Structures

paberplakat DT011
lamineeritud DT011L



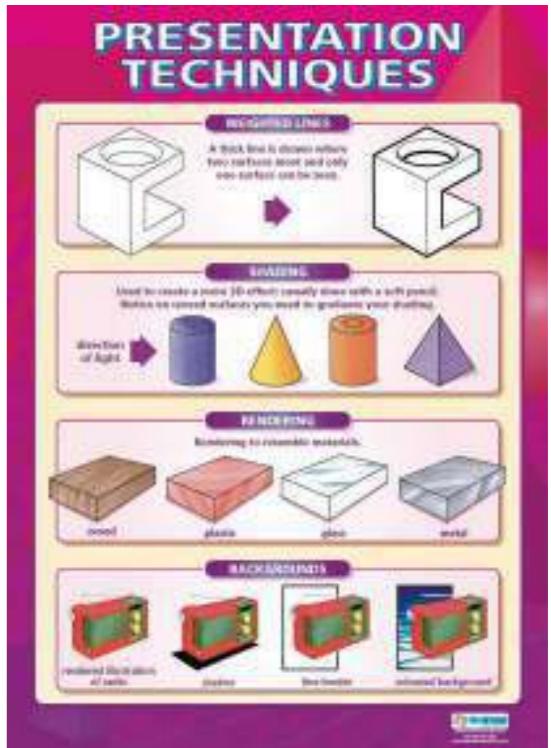
Structures and Forces

paberplakat DT012
lamineeritud DT012L



Sketching in 3D

paberplakat DT015
lamineeritud DT015L



Presentation Techniques

paberplakat DT016
lamineeritud DT016L



Electronics

paberplakat DT017
lamineeritud DT017L



Resistors

paberplakat DT019
lamineeritud DT019L



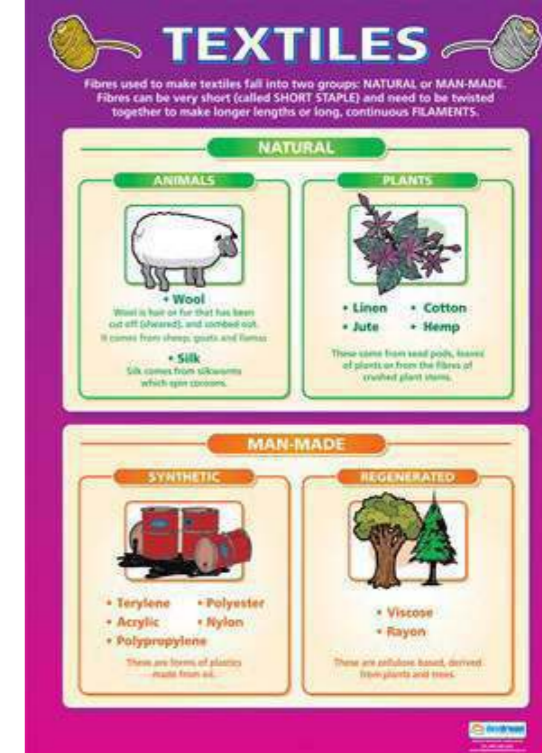
Electronic Components

paberplakat DT018
lamineeritud DT018L



Measurements in Food

paberplakat DT021
lamineeritud DT021L



Textiles

paberplakat DT022
lamineeritud DT022L



Vitamins and Minerals

paberplakat DT020
lamineeritud DT020L



Fabric Decoration

paberplakat DT023
lamineeritud DT023L



Fastenings

paberplakat DT024
lamineeritud DT024L



Design & Technology Glossary

paberplakat DT025
lamineeritud DT025L



Fashion & Textiles; Glossary

paberplakat DT027
lamineeritud DT027L



Food Technology Glossary

paberplakat DT026
lamineeritud DT026L



Health & Safety

paberplakat DT028
lamineeritud DT028L



Smart Materials

paberplakat DT029
lamineeritud DT029L



Food labelling

paberplakat DT031
lamineeritud DT031L




Food Hygiene & bacteria

paberplakat DT030
lamineeritud DT030L



Nutrition

paberplakat DT032
lamineeritud DT032L



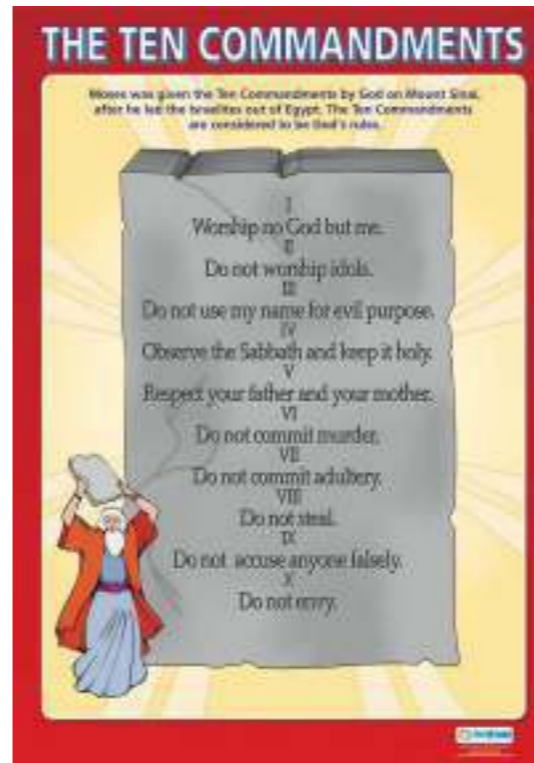
World Religions

paberplakat RE001
lamineeritud RE001L



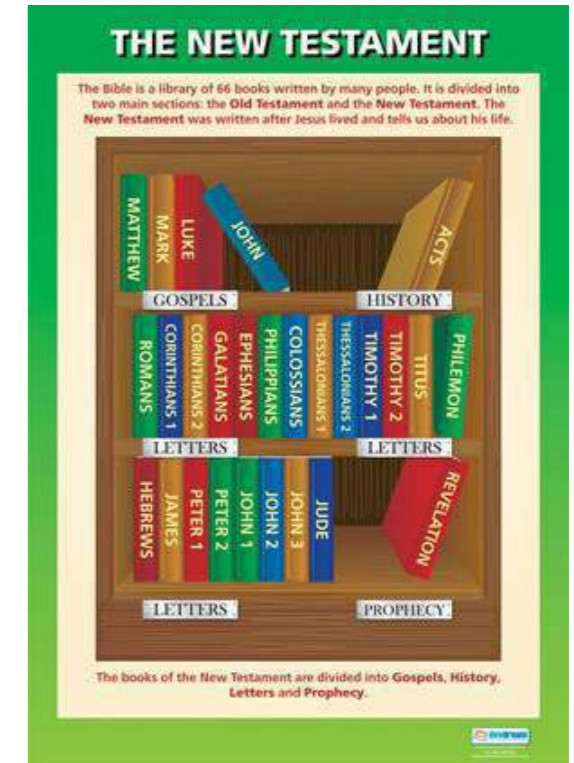
Faith Leaders

paberplakat RE002




The Ten Commandments

paberplakat RE005



The New Testament

paberplakat RE006



The Old Testament

paberplakat RE003



The Creation

paberplakat RE004



The Christmas Season

paberplakat RE007



Jesus and His Apostles

paberplakat RE008



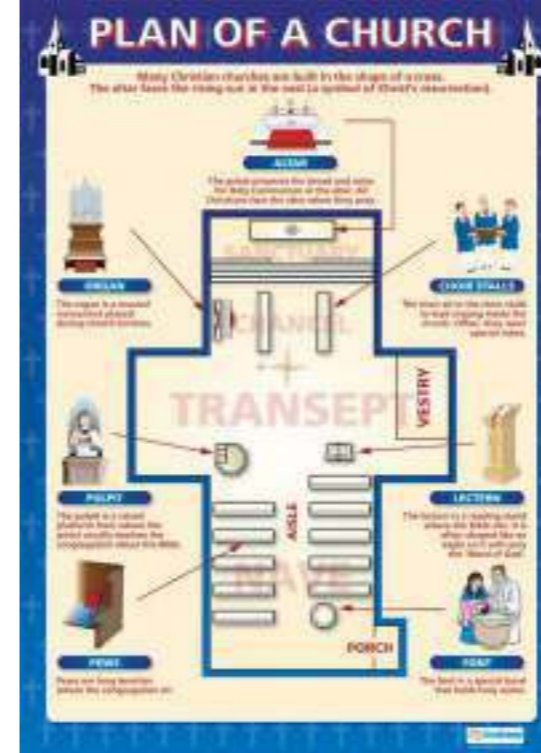
The Miracles of Jesus

paberplakat RE009



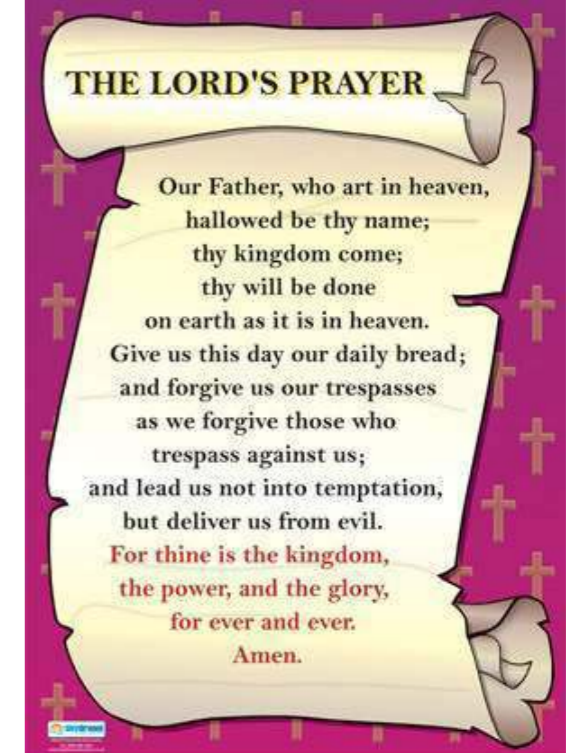
Parables of the Kingdom of God

paberplakat RE010



Plan of a Church

paberplakat RE013



The Lord's Prayer

paberplakat RE014



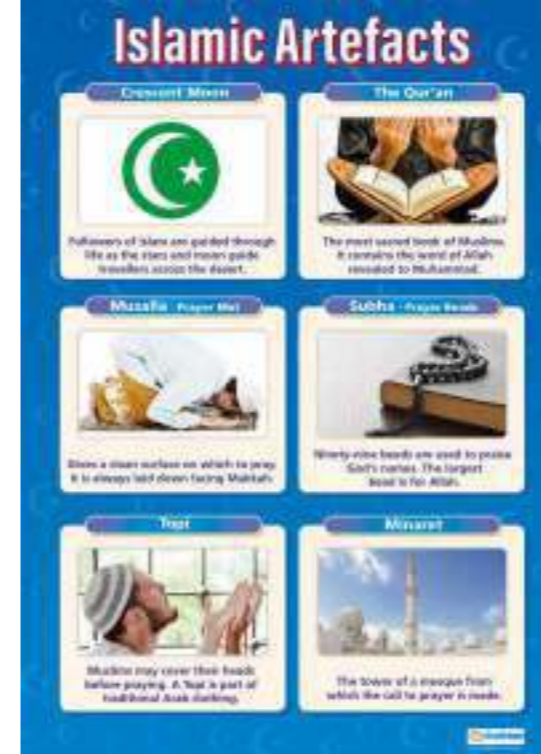
The Easter Story

paberplakat RE011



Christian Artefacts

paberplakat RE012



Islamic Artefacts

paberplakat RE015




Plan of a Mosque

paberplakat RE016




The Five Pillars of Islam

paberplakat RE017



The Life of Muhammad

paberplakat RE018



The Seder Meal

paberplakat RE021



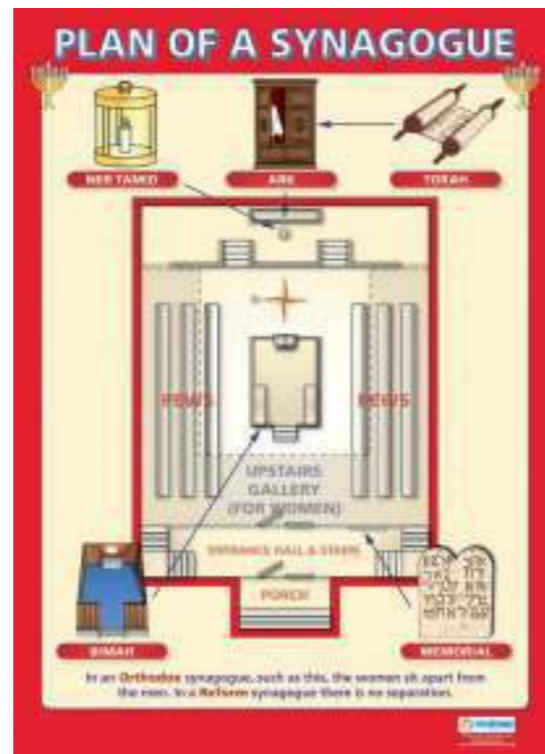
The Buddhist Wheel

paberplakat RE022



Jewish Artefacts

paberplakat RE019



Plan of a Synagogue

paberplakat RE020



Hindu Gods

paberplakat RE023




The Five K's

paberplakat RE024



Harvest Festivals

paberplakat RE025



The Life of Moses

paberplakat RE026



Christingle

paberplakat RE029



Hajj Rituals

paberplakat RE030



Saints

paberplakat RE027



Christian Ceremonies

paberplakat RE028



The Qur'an

paberplakat RE031



Jewish Holy Scriptures

paberplakat RE032



Jewish Ceremonies

paberplakat RE033



Shabbat

paberplakat RE034



Hindu Worship

paberplakat RE037



Sikh Artefacts

paberplakat RE038




The Story of Esther

paberplakat RE035



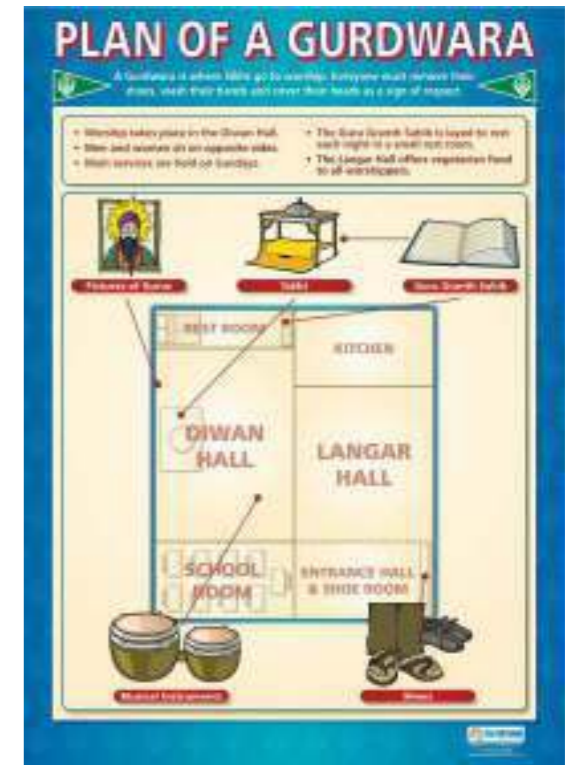
Hindu Artefacts

paberplakat RE036



The Story of Rama and Sita

paberplakat RE039



Plan of a Gurdwara

paberplakat RE040



Religion is...

paberplakat RE041
lamineeritud RE041L



I am a Christian

paberplakat RE042
lamineeritud RE042L



I am a Hindu

paberplakat RE045
lamineeritud RE045L



I am a Sikh

paberplakat RE046
lamineeritud RE046L



I am a Muslim

paberplakat RE043
lamineeritud RE043L



I am a Jew

paberplakat RE044
lamineeritud RE044L



I am a Buddhist

paberplakat RE047
lamineeritud RE047L



Divorce

paberplakat RE048
lamineeritud RE048L




Sex and Relationships

paberplakat RE049
lamineeritud RE049L



Origins of the Universe & Life

paberplakat RE051
lamineeritud RE051L



Gender Discrimination

paberplakat RE050
lamineeritud RE050L



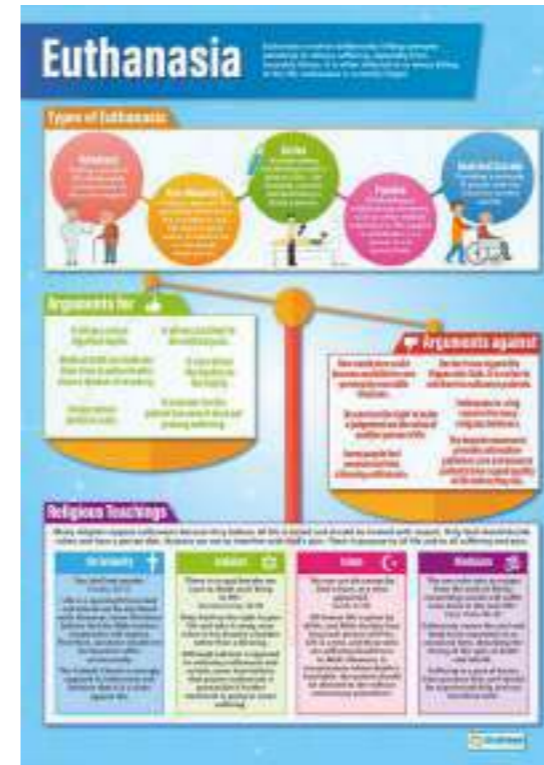
Stewardship

paberplakat RE052
lamineeritud RE052L




Life After Death

paberplakat RE053
lamineeritud RE053L




Euthanasia

paberplakat RE055
lamineeritud RE055L



Abortion

paberplakat RE054
lamineeritud RE054L



Does God Exist

paberplakat RE056
lamineeritud RE056L



The Nature of God

paberplakat RE057
 lamineeritud RE057L



Crime and Punishment

paberplakat RE059
 lamineeritud RE059L



Peace and Conflict

paberplakat RE058
 lamineeritud RE058L



Prejudice & Discrimination

paberplakat RE060
 lamineeritud RE060L



Human Rights

paberplakat RE061
 lamineeritud RE061L



Business Objectives

paberplakat BUS001
lamineeritud BUS001L



Business Ownership

paberplakat BUS003
lamineeritud BUS003L




Business Planning

paberplakat BUS002
lamineeritud BUS002L



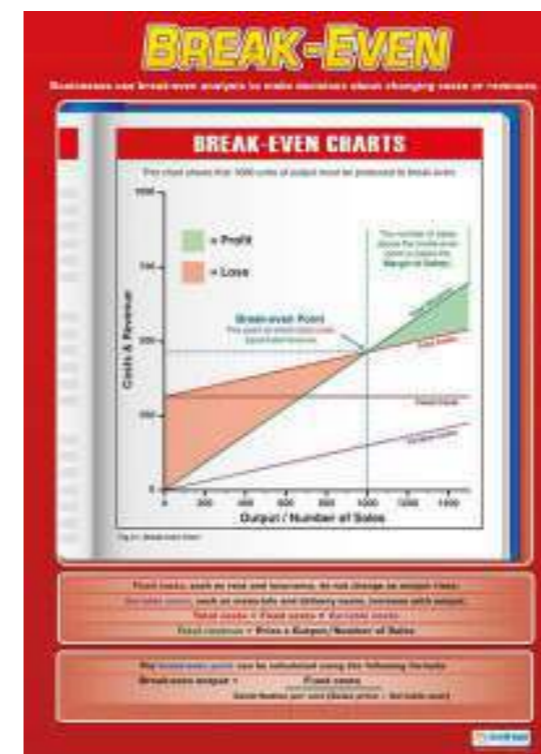
The Marketing Mix: The 4 P's

paberplakat BUS004
lamineeritud BUS004L




The Product Life Cycle

paberplakat BUS005
lamineeritud BUS005L



Break-Even

paberplakat BUS007
lamineeritud BUS007L



Cash Flow Forecasts

paberplakat BUS006
lamineeritud BUS006L



Value Added & the Chain of Pro

paberplakat BUS008
lamineeritud BUS008L



The Functions of Departments

paberplakat BUS009
lamineeritud BUS009L



Stakeholders

paberplakat BUS010
lamineeritud BUS010L



Market Research

paberplakat BUS013
lamineeritud BUS013L



Trading and Profit and Loss

paberplakat BUS014
lamineeritud BUS014L



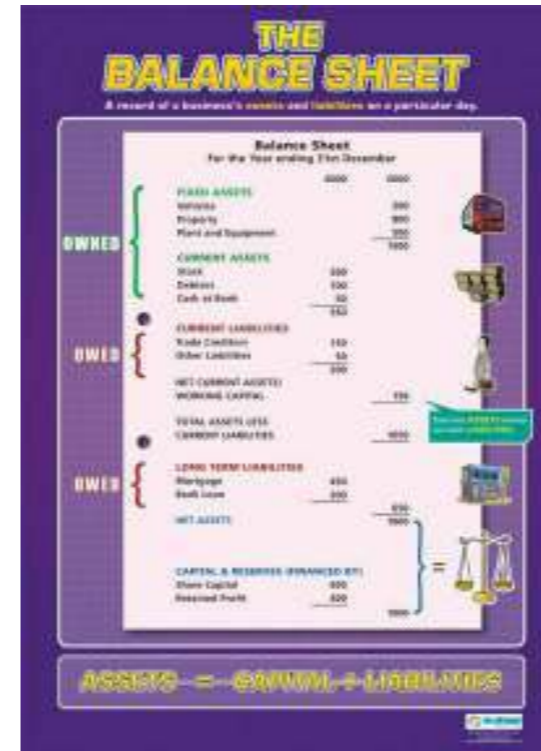
Communication

paberplakat BUS011
lamineeritud BUS011L



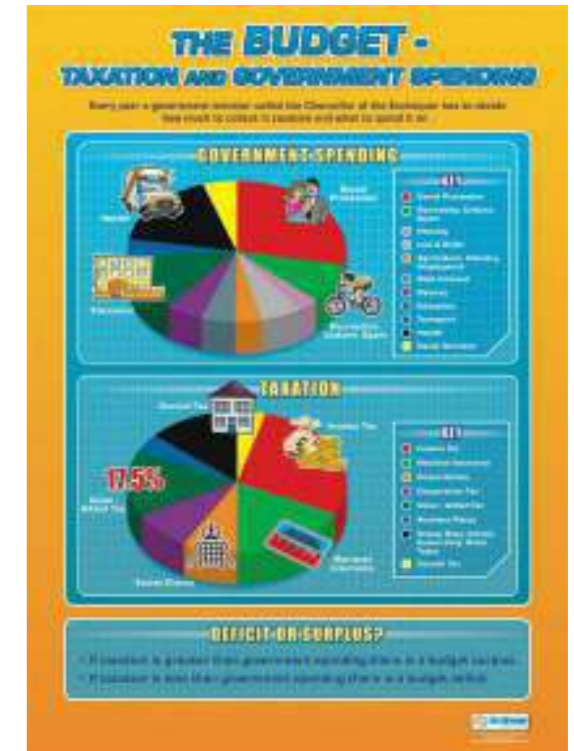
The European Union

paberplakat BUS012
lamineeritud BUS012L



The Balance Sheet

paberplakat BUS015
lamineeritud BUS015L




The Budget - Taxation & Government Spending

paberplakat BUS016
lamineeritud BUS016L



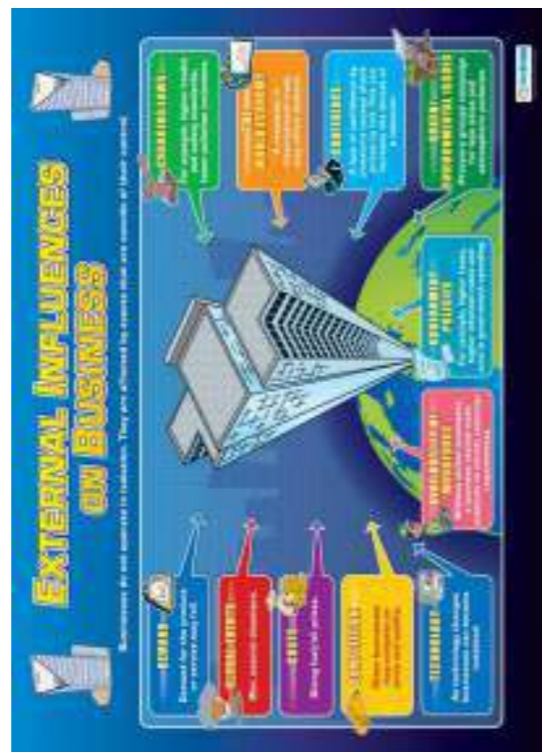
Public & Private Sector

paberplakat BUS017
lamineeritud BUS017L



The Business Cycle

paberplakat BUS019
lamineeritud BUS019L



External Influences on Business

paberplakat BUS018
lamineeritud BUS018L



Report Format

paberplakat BUS020
lamineeritud BUS020L



SWOT Analysis

paberplakat BUS021
lamineeritud BUS021L



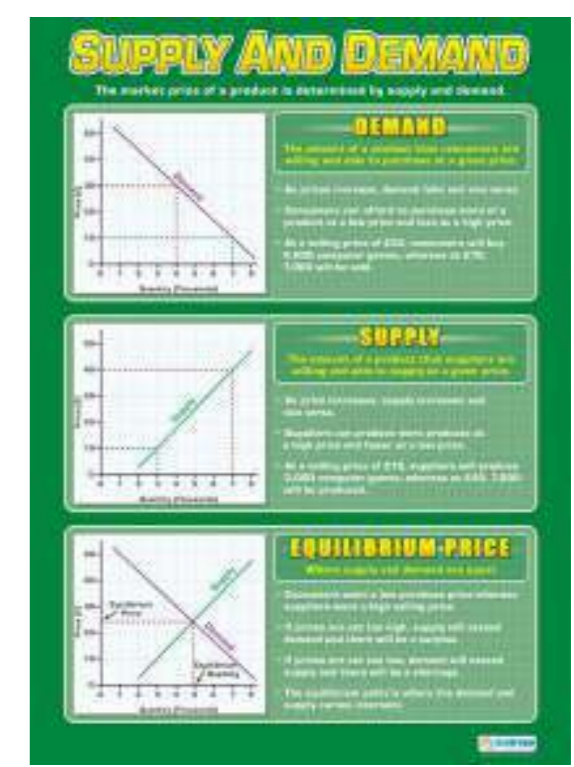
Source of Finance

paberplakat BUS023
lamineeritud BUS023L



Production Methods

paberplakat BUS022
lamineeritud BUS022L



Supply and Demand

paberplakat BUS024
lamineeritud BUS024L




PEST

paberplakat BUS025
lamineeritud BUS025L



Boston Matrix

paberplakat BUS027
lamineeritud BUS027L



Interest & Exchange Rates

paberplakat BUS026
lamineeritud BUS026L



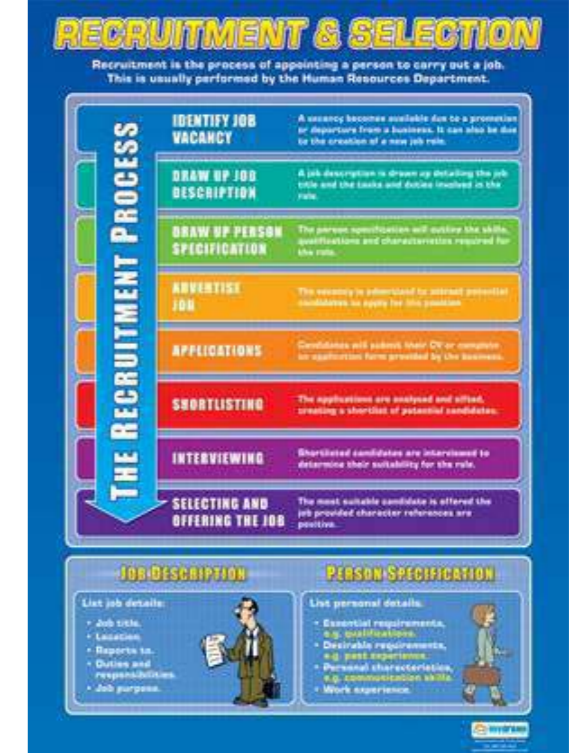
Maslow & Hertzberg

paberplakat BUS028
lamineeritud BUS028L



Taylor & Mayo & McGregor

paberplakat BUS029
lamineeritud BUS029L



Recruitment & Selection

paberplakat BUS030
lamineeritud BUS030L



Reading and Learning

paberplakat FS001
lamineeritud FS001L



Writing an Essay

paberplakat FS003
lamineeritud FS003L



Speaking and Listening

paberplakat FS002
lamineeritud FS002L



Group Discussion

paberplakat FS004
lamineeritud FS004L



Memory Tips

paberplakat FS005
lamineeritud FS005L



Organisation, Planning and Time Management

paberplakat FS007
lamineeritud FS007L



Mind Mapping

paberplakat FS006
lamineeritud FS006L



Improving Own Learning and Performance

paberplakat FS008
lamineeritud FS008L



Problem Solving

paberplakat
lamineeritud

FS009
FS009L



Working with Others

paberplakat
lamineeritud

FS010
FS010L